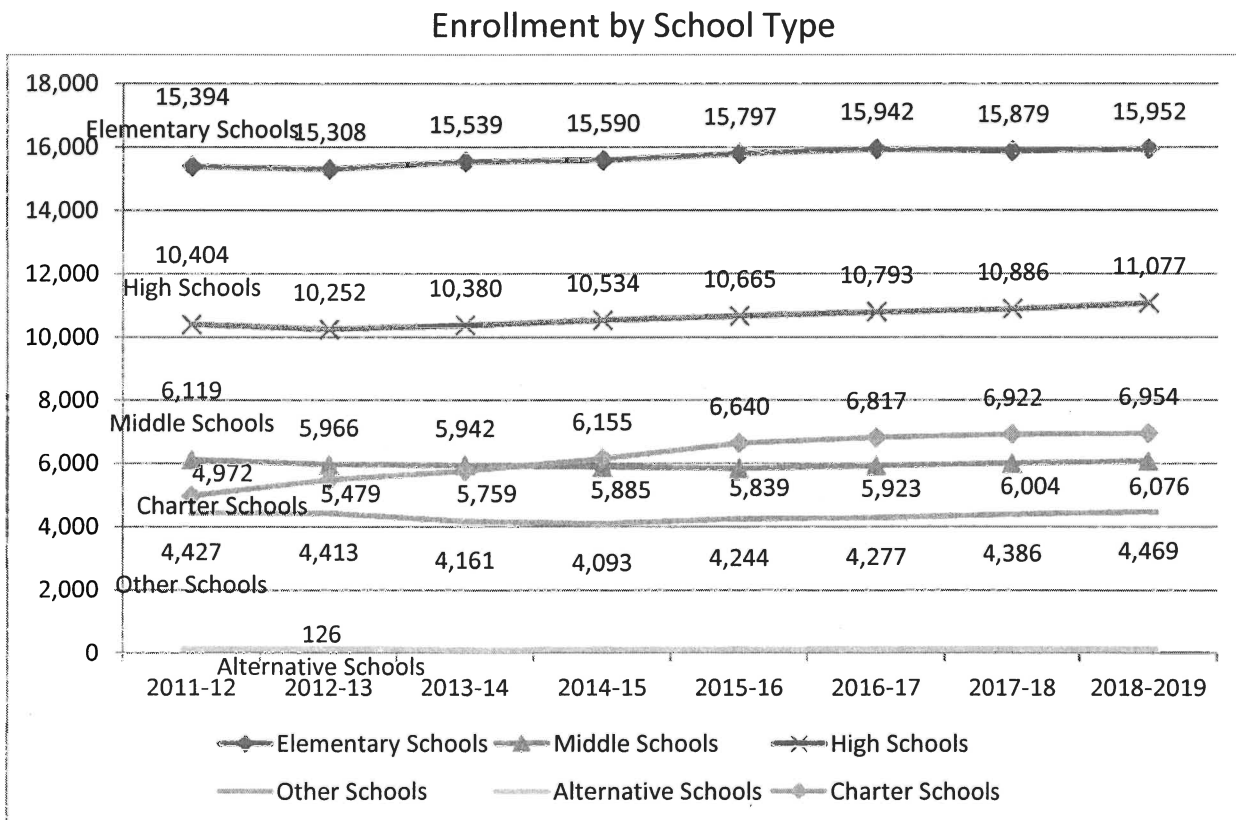
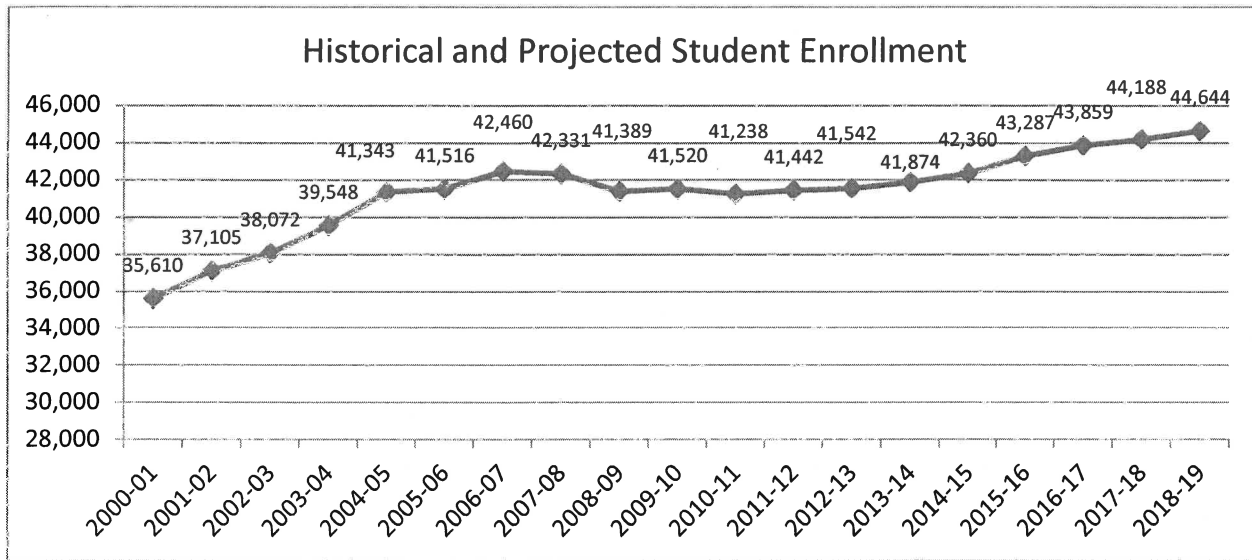


School Board Work Session 12/09/2014 General Fund Preliminary 2015-2016 Budget

Executive Summary

The enrollment projection for the 2015-2016 school year is for an enrollment increase of 927 students. The increase in traditional school enrollment is estimated to be 442 students and the increase for charter schools is estimated to be 485 students. In the two graphs below are the total district enrollment and the enrollment by type of school.



The School Board of Sarasota County, Florida

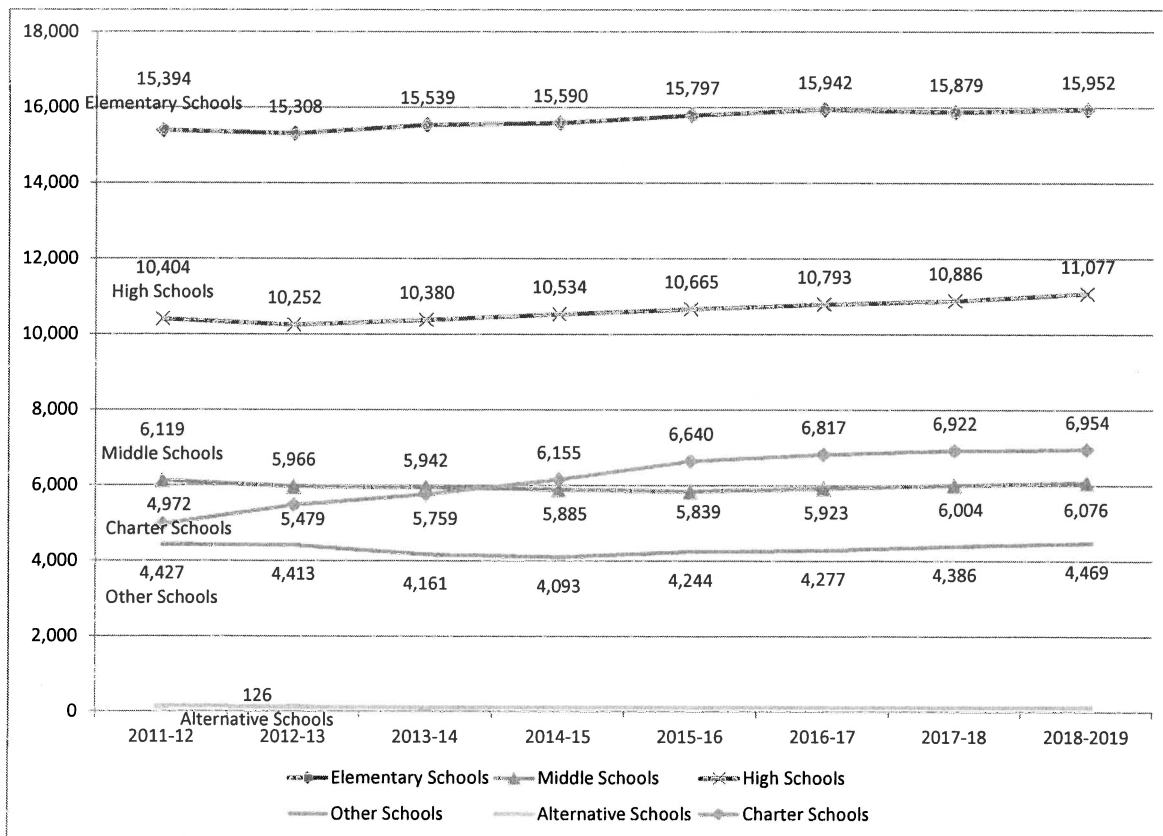
District Enrollment Summary of all Schools

Elementary Schools								
School	2011-2012	2012-2013	2013-2014	2014-2015	2015-2016	2016-2017	2017-2018	2018-2019
Alta Vista	575	563	639	633	639	652	638	623
Ashton	807	799	835	896	894	933	954	969
Atwater	705	711	731	717	725	717	702	691
Bay Haven	578	583	597	591	590	590	590	590
Brentwood	651	647	640	669	674	688	701	719
Cranberry	747	765	756	792	800	814	817	817
Emma Booker	513	521	519	550	581	611	595	615
Englewood	429	475	492	523	550	556	578	596
Fruitville	748	770	773	762	771	784	776	766
Garden	576	589	612	649	645	650	639	643
Glenallen	707	667	673	689	694	700	705	702
Gocio	783	762	700	668	669	666	634	624
Gulf Gate	767	709	752	749	754	743	728	726
Lakeview	648	604	575	607	602	590	600	609
Lamarque	946	870	876	805	790	787	763	759
Phillippi	674	758	727	752	757	758	751	757
Southside	724	772	779	725	802	801	795	792
Tatum Ridge	724	685	696	669	670	674	660	664
Taylor Ranch	680	642	626	628	625	646	671	696
Toledo	652	662	747	741	764	785	799	834
Tuttle	661	671	680	703	727	733	720	705
Venice	597	577	601	592	597	595	600	610
Wilkinson	502	506	513	480	477	468	462	446
Total Elementary Schools	15,394	15,308	15,539	15,590	15,797	15,942	15,879	15,952
Middle Schools								
School	2011-2012	2012-2013	2013-2014	2014-2015	2015-2016	2016-2017	2017-2018	2018-2019
Booker	845	810	848	850	842	860	870	884
Brookside	898	844	820	816	844	857	871	866
Heron Creek	1,052	879	872	865	864	862	881	891
McIntosh	879	853	803	682	645	640	634	628
Sarasota	1,149	1,210	1,218	1,271	1,270	1,291	1,311	1,333
Venice	639	618	549	543	506	519	533	547
Woodland	657	752	832	858	867	895	904	927
Total Middle Schools	6,119	5,966	5,942	5,885	5,839	5,923	6,004	6,076
High Schools								
School	2011-2012	2012-2013	2013-2014	2014-2015	2015-2016	2016-2017	2017-2018	2018-2019
Booker	1,017	985	1,100	1,094	1,095	1,087	1,078	1,082
NorthPort	2,334	2,266	2,267	2,325	2,368	2,403	2,484	2,559
Riverview	2,640	2,638	2,560	2,492	2,502	2,491	2,490	2,509
Sarasota	1,965	1,968	2,016	2,129	2,155	2,197	2,186	2,210
Suncoast Polytechnical	549	525	528	541	545	551	551	551
Venice	1,899	1,870	1,909	1,953	2,001	2,066	2,098	2,167
Total High Schools	10,404	10,252	10,380	10,534	10,665	10,793	10,886	11,077
Other Schools								
School	2011-2012	2012-2013	2013-2014	2014-2015	2015-2016	2016-2017	2017-2018	2018-2019
Laurel Nokomis School	1,089	988	1,014	1,030	1,022	1,044	1,078	1,089
Contracted Virtual School	155	102	155	81	199	225	253	276
District Virtual School	0	53	53	53	58	64	70	77
Phoenix Academy	181	194	0	0	0	0	0	0
Oak Park	349	342	333	329	352	352	352	352
Oak Park South	46	54	52	0	0	0	0	0
ESE Vouchers to Private Schools	324	372	362	359	389	394	409	417
Pineview	2,196	2,266	2,146	2,187	2,172	2,146	2,172	2,206
ESE Special Programs	87	42	46	54	52	52	52	52
Total Other Schools	4,427	4,413	4,161	4,093	4,244	4,277	4,386	4,469

The School Board of Sarasota County, Florida

District Enrollment Summary of all Schools

Alternative Schools								
School	2011-2012	2012-2013	2013-2014	2014-2015	2015-2016	2016-2017	2017-2018	2018-2019
A.M.I. Kids. D.J.J. Center	15	13	0	0	0	0	0	0
T.R.I.A.D.	111	111	93	103	103	107	111	116
Total Alternative Schools	126	124	93	103	103	107	111	116
Charter Schools								
School	2011-2012	2012-2013	2013-2014	2014-2015	2015-2016	2016-2017	2017-2018	2018-2019
Imagine Charter School at NorthPort	967	1,104	1,015	1,029	1,080	1,103	1,131	1,144
Imagine Charter School at Palmer Ranch	618	617	565	431	495	506	514	532
Island Village Montessori	502	588	619	678	680	680	680	680
Sarasota Arts & Sciences	750	748	754	750	750	750	750	750
The Leadership Academy of Venice	320	309	315	285	315	315	315	315
Sarasota Academy of the Arts	0	0	202	207	220	220	220	220
Sarasota Military	858	967	1,056	1,096	1,106	1,117	1,135	1,111
Sarasota Military Prep	0	0	0	422	525	525	525	525
Suncoast Innovative Studies	349	403	423	420	415	415	415	415
Sarasota Suncoast Academy	440	469	486	499	536	536	536	536
Strenght and Knowledge at the Y (Englewood)					168	300	350	375
Strength and Knowledge at the Y (Venice)	168	274	324	338	350	350	350	350
Total Charter Schools	4,972	5,479	5,759	6,155	6,640	6,817	6,922	6,954
Grand Total Pre K through Grade Twelve	41,442	41,542	41,874	42,360	43,287	43,859	44,188	44,644

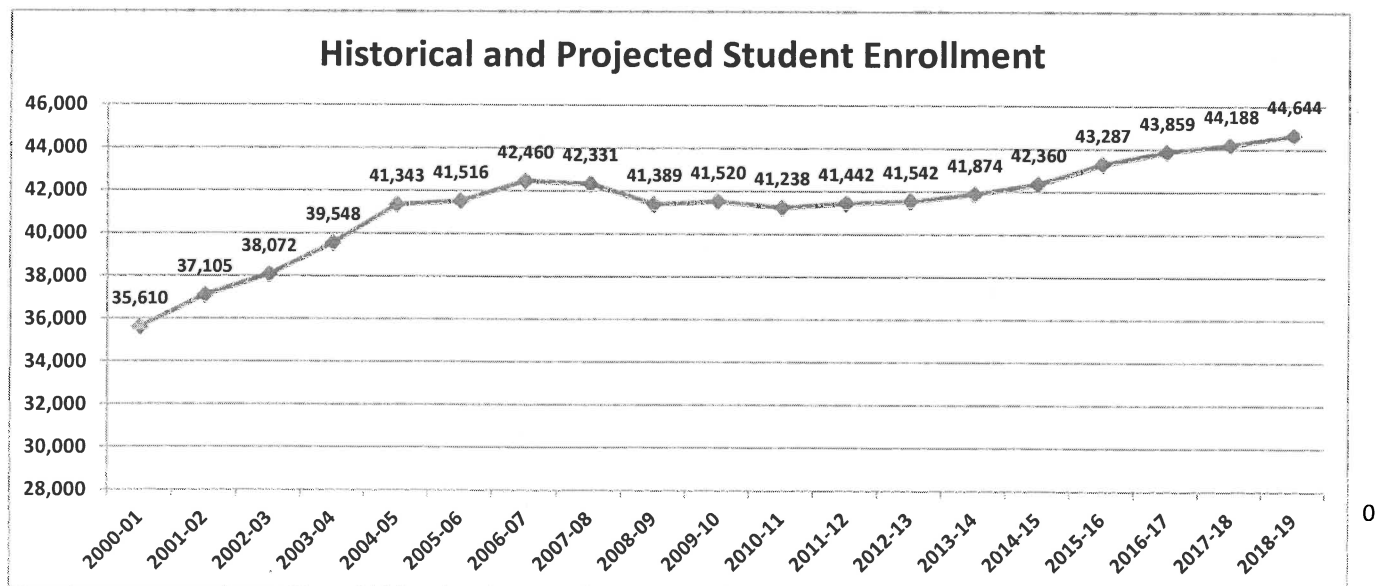


The School Board of Sarasota County, Florida
Student Enrollment for the Period 2013-2014 through 2018-2019

Historical Student enrollment by Grade level information (Based upon October of each school year)

The School Board of Sarasota County, Florida
District Summary of all Schools by Grade Level

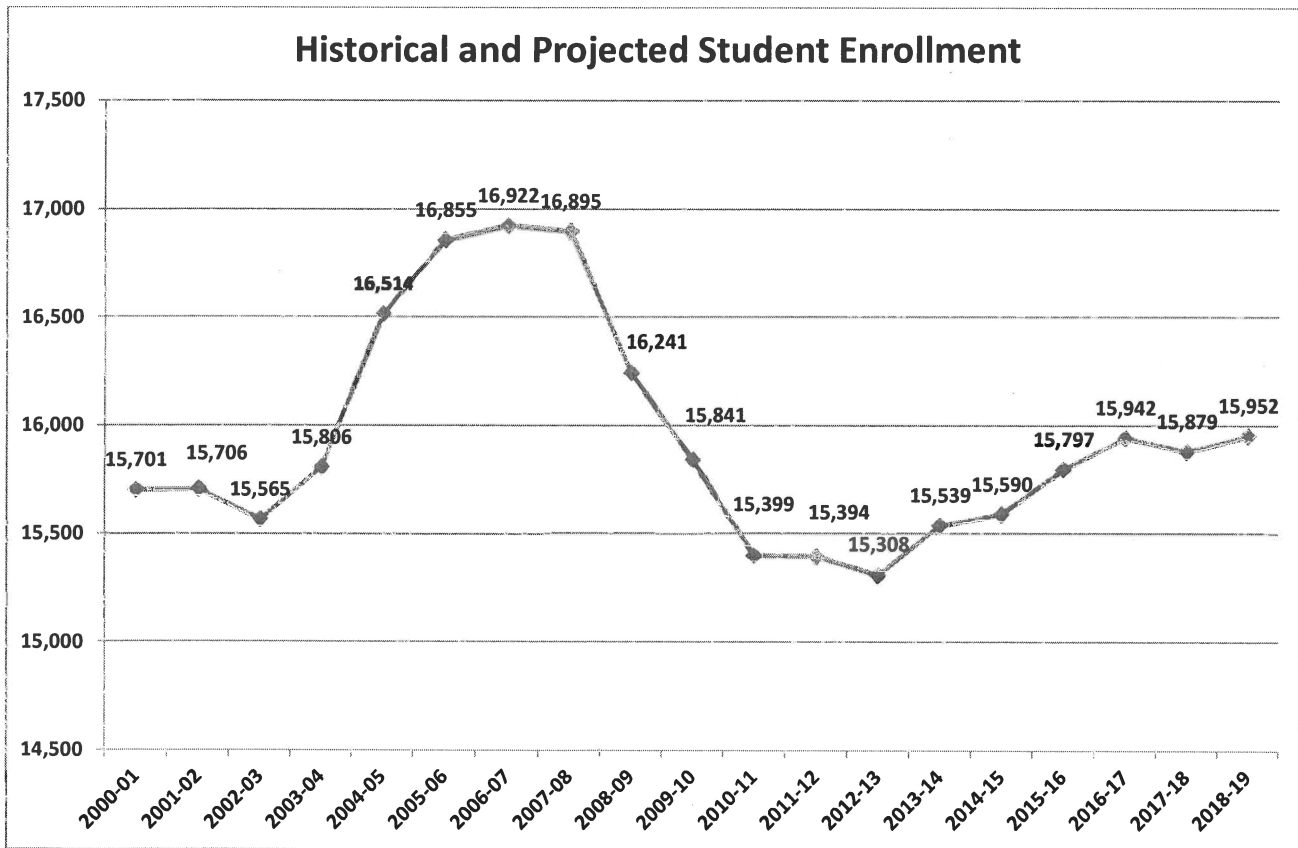
Student Enrollment by Grade Level								
Grade Level	2011-2012	2012-2013	2013-2014	2014-2015	2015-2016	2016-2017	2017-2018	2018-2019
PreKindergarten	492	426	386	414	412	413	415	416
Kindergarten	2,983	3,058	3,102	2,990	3,056	3,063	3,119	3,178
First	2,975	3,101	3,093	3,228	3,142	3,103	3,144	3,190
Second	3,092	3,008	3,191	3,160	3,286	3,227	3,181	3,238
Third	3,256	3,211	3,117	3,291	3,270	3,358	3,344	3,278
Fourth	2,986	3,191	3,164	3,049	3,326	3,258	3,323	3,330
Fifth	3,196	3,017	3,264	3,206	3,165	3,402	3,336	3,403
Sixth	3,229	3,197	3,068	3,367	3,575	3,546	3,572	3,629
Seventh	3,298	3,250	3,293	3,145	3,385	3,482	3,539	3,517
Eighth	3,236	3,315	3,273	3,380	3,240	3,415	3,472	3,515
Ninth	3,545	3,500	3,584	3,569	3,500	3,548	3,596	3,682
Tenth	3,225	3,299	3,330	3,482	3,466	3,462	3,460	3,542
Eleventh	3,113	3,002	3,082	3,159	3,315	3,455	3,413	3,430
Twelfth	2,816	2,967	2,927	2,920	3,148	3,129	3,274	3,294
Total by Grade	41,442	41,542	41,874	42,360	43,287	43,859	44,188	44,644
Students by Program funded through the Florida Education Finance Program								
Basic Education	27,641	28,132	28,302	28,759	29,282	29,586	29,771	30,034
E.S.O.L.	1,736	1,737	1,530	1,501	1,525	1,538	1,528	1,524
Students with Disabilities k-3	2,652	2,544	2,590	2,576	2,616	2,634	2,642	2,657
Students with Disabilities 4-8	4,736	4,807	4,962	4,912	4,956	4,986	5,036	5,090
Students with Disabilities 9-12	2,499	2,451	2,350	2,382	2,403	2,415	2,441	2,478
ESE Level 4	438	436	445	435	447	455	466	470
ESE Level 5	76	67	55	52	54	55	56	57
Career Education	1,076	526	891	895	907	919	928	943
Total Students by Program	40,854	40,700	41,124	41,514	42,190	42,588	42,868	43,252



The School Board of Sarasota County, Florida
Student Enrollment for the Period 2013-2014 through 2018-2019

Historical Student enrollment by Grade level information (Based upon October of each school year)
Total for all Elementary Schools

Student Enrollment by Grade Level								
Grade Level	2011-2012	2012-2013	2013-2014	2014-2015	2015-2016	2016-2017	2017-2018	2018-2019
Pre Kindergarten	241	239	222	251	245	245	245	245
Kindergarten	2492	2569	2,598	2,508	2,557	2,559	2,601	2,638
First	2507	2579	2,598	2,706	2,613	2,588	2,617	2,643
Second	2547	2448	2,585	2,561	2,680	2,575	2,542	2,576
Third	2638	2572	2,503	2,639	2,612	2,723	2,622	2,593
Fourth	2399	2516	2,479	2,409	2,662	2,566	2,659	2,565
Fifth	2570	2385	2,554	2,516	2,428	2,686	2,592	2,690
Total by Grade	15,394	15,308	15,539	15,590	15,797	15,942	15,879	15,952
Students by Program funded through the Florida Education Finance Program								
Basic Education	10755	10663	10,919	10,967	11,107	11,194	11,168	11,214
E.S.O.L.	1372	1343	1,149	1,151	1,167	1,176	1,163	1,155
Students with Disabilities K-3	1885	1947	2,014	2,017	2,045	2,062	2,060	2,069
Students with Disabilities 4-8	1290	1312	1,380	1,341	1,358	1,368	1,367	1,374
Students with Disabilities 9-12	0	0	0	0	0	0	0	0
ESE Level 4	67	66	77	74	75	75	74	74
ESE Level 5	5	4	3	3	3	3	2	2
Total Students by Program	15374	15335	15,543	15,553	15,753	15,878	15,834	15,888



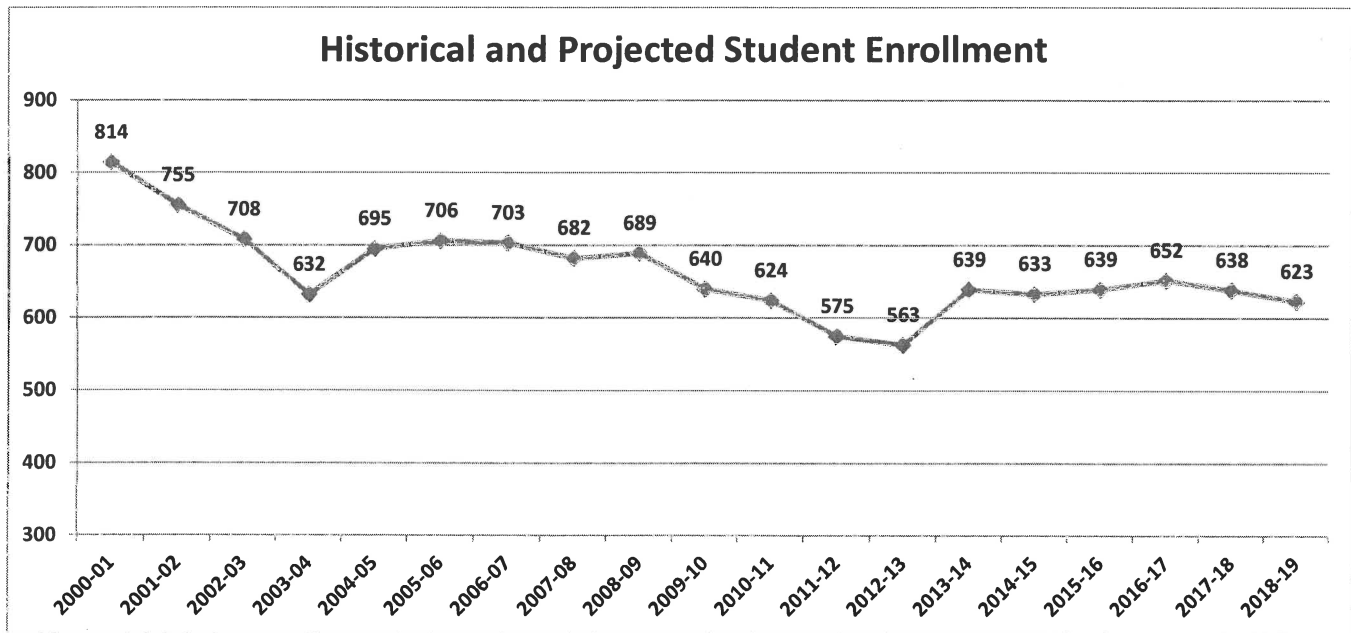
The School Board of Sarasota County, Florida
Student Enrollment for the Period 2013-2014 through 2018-2019

Historical Student enrollment by Grade level information (Based upon October of each school year)

Alta Vista Elementary School

School Principal:	Dr. Barbara Shirley	Year School Opened	1955
School Address:	2589 Alta Vista St. Sarasota, FL. 34237	Year Renovated	1997
School Phone	(941) 361-6400	Free / Reduced Lunch Percentage	93.19%
School Web Site	sarasotacountyschools.net/av	Title One School	Yes

Student Enrollment by Grade Level								
Grade Level	2011-2012	2012-2013	2013-2014	2014-2015	2015-2016	2016-2017	2017-2018	2018-2019
Pre Kindergarten	2	1	2	0	0	0	0	0
Kindergarten	105	100	135	122	117	111	106	102
First	82	101	111	123	117	112	107	102
Second	81	86	109	108	119	113	108	103
Third	122	87	82	112	109	120	114	109
Fourth	87	107	91	81	103	100	111	105
Fifth	96	81	109	87	75	95	92	102
Total by Grade	575	563	639	633	639	652	638	623
Students by Program funded through the Florida Education Finance Program								
Basic Education	356	358	401	398	402	409	401	391
E.S.O.L.	127	104	111	110	111	113	111	108
Students with Disabilities K-3	49	53	65	65	65	66	65	64
Students with Disabilities 4-8	50	49	55	54	55	56	55	53
Students with Disabilities 9-12						0	0	0
ESE Level 4			0	0	0	0	0	0
ESE Level 5			0	0	0	0	0	0
Total Students by Program	582	564	632	626	633	645	632	617

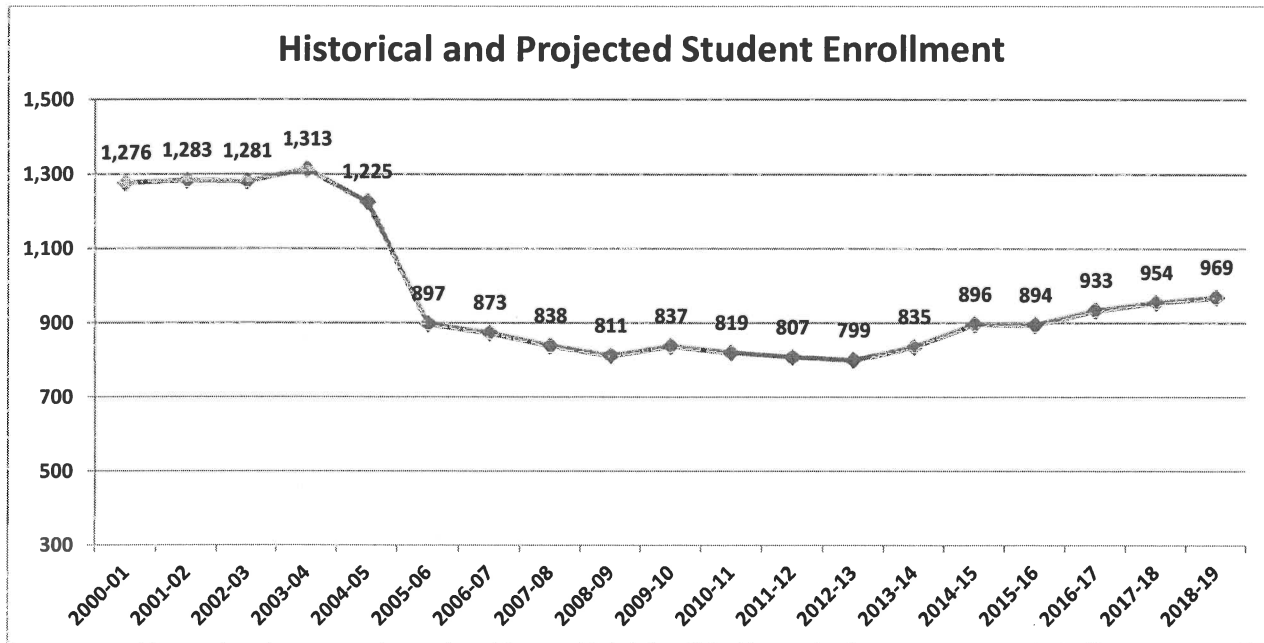


The School Board of Sarasota County, Florida
Student Enrollment for the Period 2013-2014 through 2018-2019

Historical Student enrollment by Grade level information (Based upon October of each school year)
Ashton Elementary School

School Principal:	Mr. Chris Renouf	Year School Opened	1976
School Address:	5110 Ashton Road Sarasota, FL. 34237	Year Renovated	2005
School Phone	(941) 361-6440	Free / Reduced Lunch Percentage	33.73%
School Web Site	sarasotacountyschools.net/ashton	Title One School	No

Student Enrollment by Grade Level								
Grade Level	2011-2012	2012-2013	2013-2014	2014-2015	2015-2016	2016-2017	2017-2018	2018-2019
Pre Kindergarten	1	3	3	2	2	2	2	2
Kindergarten	110	115	115	171	139	140	141	157
First	123	110	117	136	174	142	143	144
Second	155	128	130	132	135	174	131	132
Third	147	155	142	142	140	144	185	140
Fourth	128	160	164	152	147	162	166	203
Fifth	143	128	164	161	156	170	187	192
Total by Grade	807	799	835	896	894	933	954	969
Students by Program funded through the Florida Education Finance Program								
Basic Education	606	603	613	658	657	685	701	711
E.S.O.L.	49	48	45	48	48	50	51	52
Students with Disabilities K-3	85	89	97	104	104	108	111	112
Students with Disabilities 4-8	73	80	82	88	88	92	94	95
Students with Disabilities 9-12						0	0	0
ESE Level 4			1	1	1	1	1	1
ESE Level 5			0	0	0	0	0	0
Total Students by Program	813	820	838	899	897	937	958	972



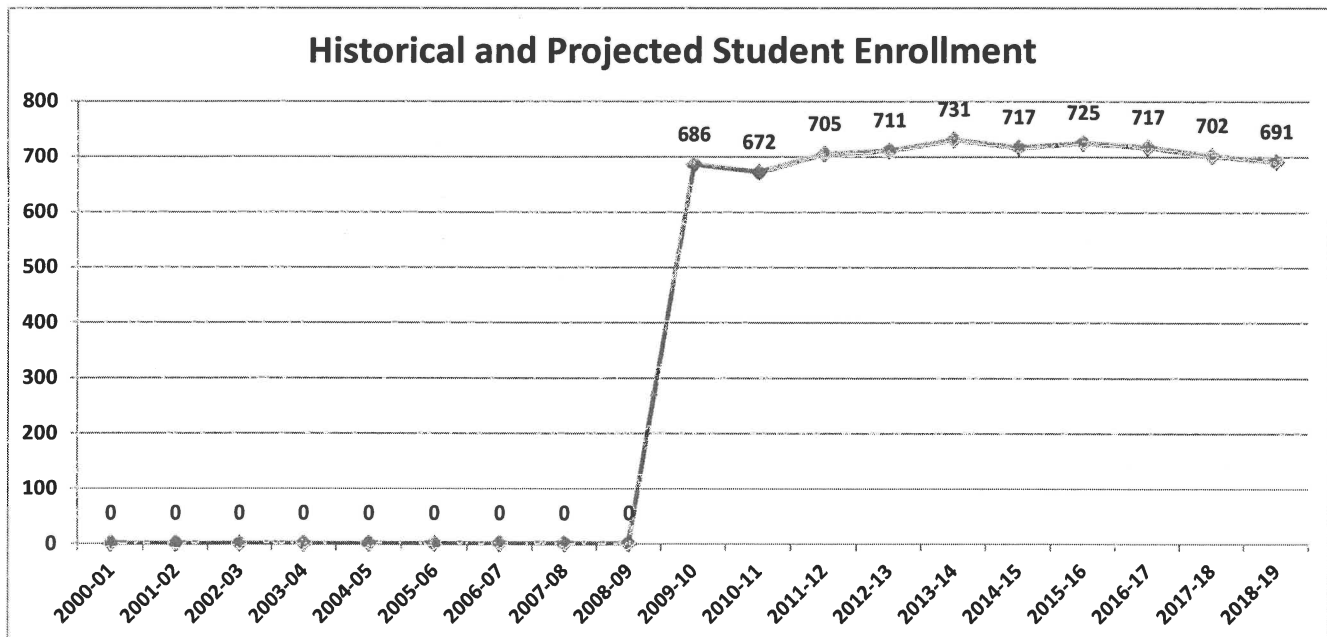
The School Board of Sarasota County, Florida
Student Enrollment for the Period 2013-2014 through 2018-2019

Historical Student enrollment by Grade level information (Based upon October of each school year)

Atwater Elementary School

School Principal:	Mr. Kirk Hutchinson	Year School Opened	2010
School Address:	4701 Huntsville Avenue North Port FL.	Year Renovated	N/A
School Phone	(941) 257-2317	Free / Reduced Lunch Percentage	68.48%
School Web Site	sarasotacountyschools.net/awater	Title One School	Yes

Student Enrollment by Grade Level								
Grade Level	2011-2012	2012-2013	2013-2014	2014-2015	2015-2016	2016-2017	2017-2018	2018-2019
Pre Kindergarten	3	4	2	3	3	3	3	3
Kindergarten	119	121	117	105	113	115	116	118
First	105	124	131	109	109	108	117	119
Second	133	107	127	134	111	109	110	119
Third	107	127	116	132	137	114	112	113
Fourth	111	108	125	112	136	135	112	110
Fifth	127	120	113	122	116	134	131	109
Total by Grade	705	711	731	717	725	717	702	691
Students by Program funded through the Florida Education Finance Program								
Basic Education	551	558	579	568	574	568	556	548
E.S.O.L.	57	54	48	47	47	47	46	45
Students with Disabilities K-3	52	64	68	67	68	67	65	64
Students with Disabilities 4-8	39	33	31	30	31	30	30	29
Students with Disabilities 9-12						0	0	0
ESE Level 4			0	0	0	0	0	0
ESE Level 5			0	0	0	0	0	0
Total Students by Program	699	709	726	712	720	712	697	686



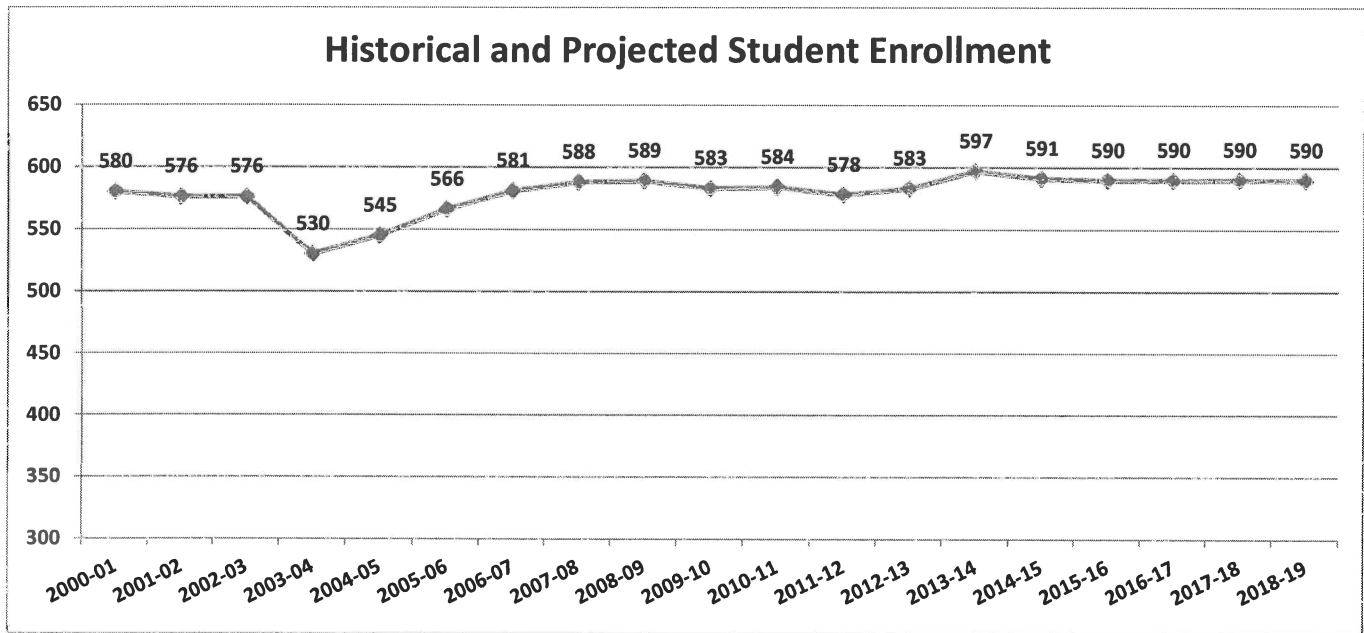
The School Board of Sarasota County, Florida
Student Enrollment for the Period 2013-2014 through 2018-2019

Historical Student enrollment by Grade level information (Based upon October of each school year)

BayHaven School of Basics Plus

School Principal:	Mr. Chad Erickson	Year School Opened	1926
School Address:	2901 West Tamiami Circle Sarasota, FL 34234	Year Renovated	2004
School Phone	(941) 359-5800	Free / Reduced Lunch Percentage	47.86%
School Web Site	sarasotacountyschools.net/bayhaven	Title One School	No

Student Enrollment by Grade Level								
Grade Level	2011-2012	2012-2013	2013-2014	2014-2015	2015-2016	2016-2017	2017-2018	2018-2019
Pre Kindergarten	0	0	0	0	0	0	0	0
Kindergarten	100	108	108	107	104	104	101	101
First	105	97	107	107	106	103	103	101
Second	105	106	102	100	105	104	101	102
Third	95	99	104	89	95	100	100	99
Fourth	88	88	88	100	84	95	94	98
Fifth	85	85	88	88	95	83	90	90
Total by Grade	578	583	597	591	590	590	590	590
Students by Program funded through the Florida Education Finance Program								
Basic Education	451	451	481	476	474	474	474	474
E.S.O.L.	10	11	10	10	10	10	10	10
Students with Disabilities K-3	63	64	60	59	59	59	59	59
Students with Disabilities 4-8	54	53	40	40	40	40	40	40
Students with Disabilities 9-12						0	0	0
ESE Level 4	0	0	0	0	0	0	0	0
ESE Level 5	0	0	0	0	0	0	0	0
Total Students by Program	578	579	591	586	583	583	584	583



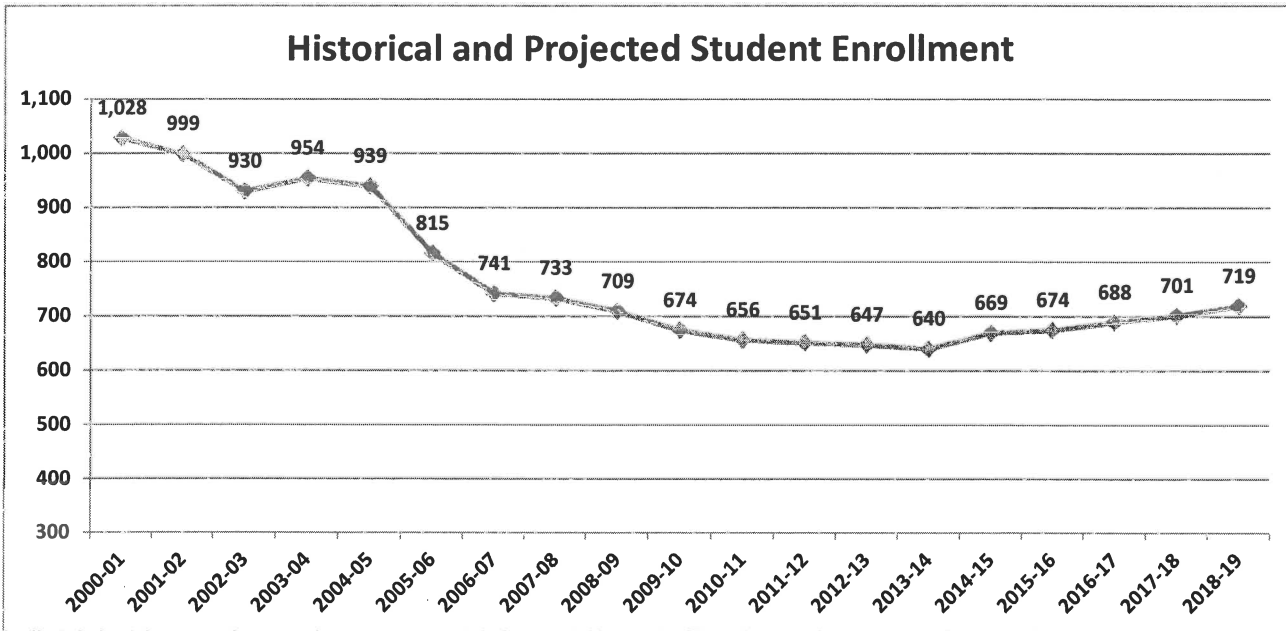
The School Board of Sarasota County, Florida
Student Enrollment for the Period 2013-2014 through 2018-2019

Historical Student enrollment by Grade level information (Based upon October of each school year)

Brentwood Elementary School

School Principal:	Mr. John Weida	Year School Opened	1958
School Address:	2500 Vinson Avenue Sarasota FL.	Year Renovated	2003
School Phone	(941) 361-6230	Free / Reduced Lunch Percentage	65.65%
School Web Site	sarasotacountyschools.net/brentwood	Title One School	Yes

Student Enrollment by Grade Level								
Grade Level	2011-2012	2012-2013	2013-2014	2014-2015	2015-2016	2016-2017	2017-2018	2018-2019
Pre Kindergarten	31	30	55	56	56	56	56	56
Kindergarten	97	100	85	105	105	114	124	124
First	100	100	97	90	106	105	115	125
Second	114	104	99	101	91	106	106	116
Third	108	116	106	108	104	93	109	109
Fourth	94	99	103	103	109	103	87	102
Fifth	107	98	95	106	104	111	104	88
Total by Grade	651	647	640	669	674	688	701	719
Students by Program funded through the Florida Education Finance Program								
Basic Education	420	425	408	426	430	439	447	458
E.S.O.L.	47	47	35	36	37	37	38	39
Students with Disabilities K-3	101	111	134	140	141	144	147	151
Students with Disabilities 4-8	65	58	61	63	64	65	66	68
Students with Disabilities 9-12						0	0	0
ESE Level 4	3	3	9	10	10	10	10	11
ESE Level 5	0	0	0	0	0	0	0	0
Total Students by Program	636	644	647	676	682	696	709	726



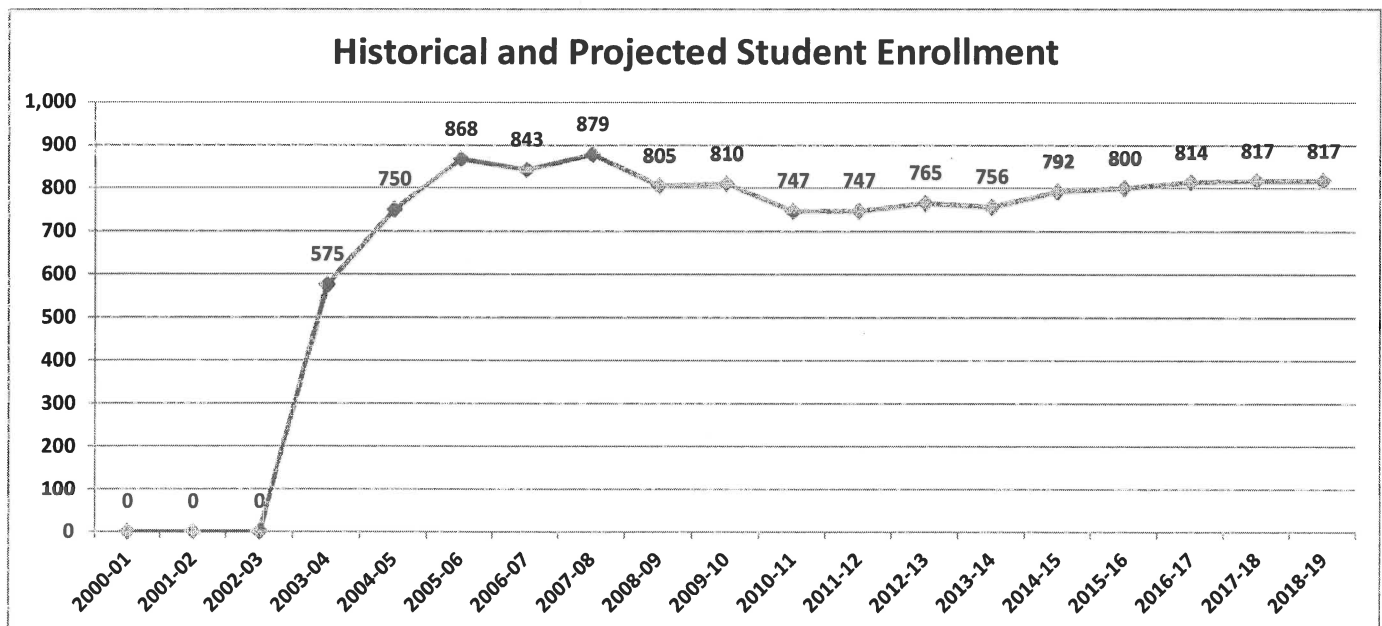
The School Board of Sarasota County, Florida
Student Enrollment for the Period 2013-2014 through 2018-2019

Historical Student enrollment by Grade level information (Based upon October of each school year)

Cranberry Elementary School

School Principal:	Ms. Linda McCloud	Year School Opened	2003
School Address:	2775 Shalimar Terrace North Port FL 34286	Year Renovated	N/A
School Phone	(941) 480-3400	Free / Reduced Lunch Percentage	65.26%
School Web Site	sarasotacountyschools.net/cranberry	Title One School	Yes

Student Enrollment by Grade Level								
Grade Level	2011-2012	2012-2013	2013-2014	2014-2015	2015-2016	2016-2017	2017-2018	2018-2019
Pre Kindergarten	17	11	10	16	10	10	10	10
Kindergarten	117	135	123	131	127	129	130	131
First	137	120	129	140	133	132	133	135
Second	120	124	123	134	138	131	130	132
Third	128	122	122	134	138	142	135	134
Fourth	123	133	113	123	132	137	141	134
Fifth	105	120	136	114	121	133	137	142
Total by Grade	747	765	756	792	800	814	817	817
Students by Program funded through the Florida Education Finance Program								
Basic Education	515	545	554	580	586	596	598	598
E.S.O.L.	67	57	51	53	54	55	55	55
Students with Disabilities K-3	106	102	98	103	104	106	106	106
Students with Disabilities 4-8	48	55	61	63	64	65	65	65
Students with Disabilities 9-12						0	0	0
ESE Level 4			0	0	0	0	0	0
ESE Level 5			0	0	0	0	0	0
Total Students by Program	736	759	763	800	808	821	825	825



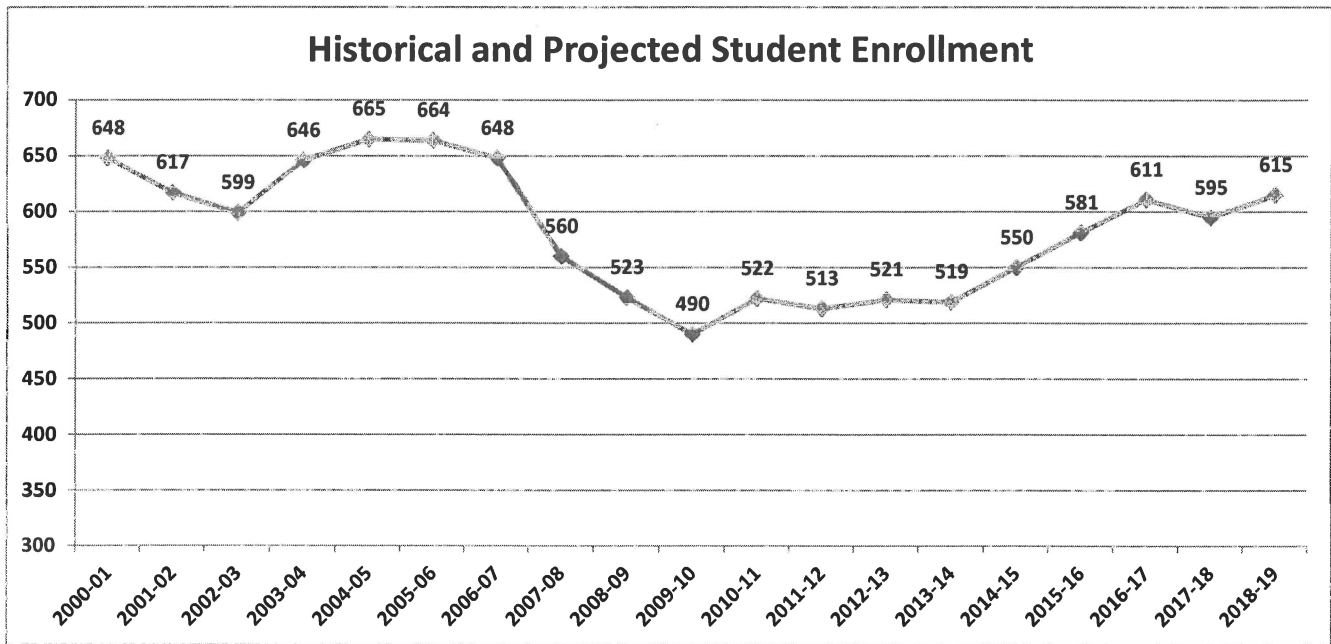
The School Board of Sarasota County, Florida
Student Enrollment for the Period 2013-2014 through 2018-2019

Historical Student enrollment by Grade level information (Based upon October of each school year)

Emma E. Booker Elementary School

School Principal:	Ms. Dawn Clayton	Year School Opened	1990
School Address:	2350 Dr. Martin Luther King Way Sarasota FL	Year Renovated	N/A
School Phone	(941) 361-6480	Free / Reduced Lunch Percentage	93.95%
School Web Site	sarasotacountyschools.net/emma	Title One School	Yes

Student Enrollment by Grade Level								
Grade Level	2011-2012	2012-2013	2013-2014	2014-2015	2015-2016	2016-2017	2017-2018	2018-2019
Pre Kindergarten	11	9	12	14	14	14	14	14
Kindergarten	85	93	89	104	102	100	102	105
First	82	91	73	98	101	99	97	99
Second	84	78	103	79	95	98	96	94
Third	76	95	82	107	85	102	105	103
Fourth	82	67	81	69	112	81	97	99
Fifth	93	88	79	79	72	118	85	102
Total by Grade	513	521	519	550	581	611	595	615
Students by Program funded through the Florida Education Finance Program								
Basic Education	383	379	376	399	421	429	430	430
E.S.O.L.	31	33	31	33	34	35	35	35
Students with Disabilities K-3	51	63	74	79	83	85	85	85
Students with Disabilities 4-8	47	39	41	0	0	0	0	0
Students with Disabilities 9-12						0	0	0
ESE Level 4			1	0	0	0	0	0
ESE Level 5			0	0	0	0	0	0
Total Students by Program	512	514	523	510	539	548	551	551



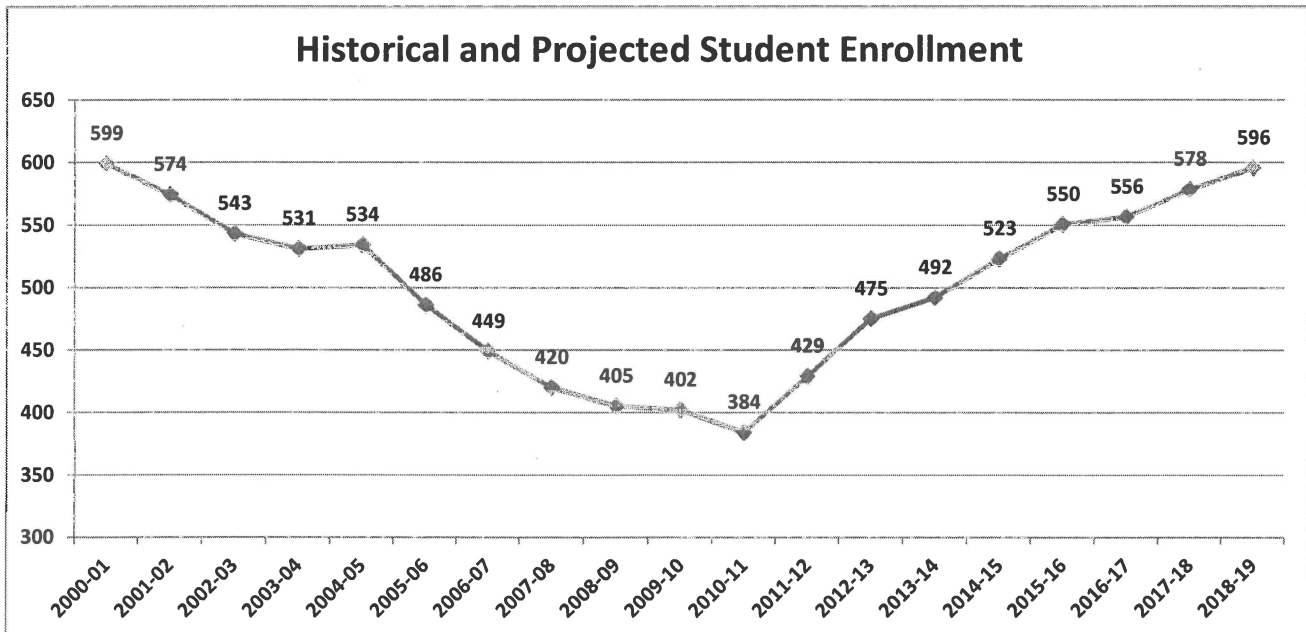
The School Board of Sarasota County, Florida
Student Enrollment for the Period 2013-2014 through 2018-2019

Historical Student enrollment by Grade level information (Based upon October of each school year)

Englewood Elementary School

School Principal:	Mr. Mark Grossenbacher	Year School Opened	1928
School Address:	150 North McCall Road Englewood FL 34223	Year Renovated	2003
School Phone	(941) 474-3247	Free / Reduced Lunch Percentage	55.20%
School Web Site	sarasotacountyschools.net/englewood	Title One School	No

Student Enrollment by Grade Level								
Grade Level	2011-2012	2012-2013	2013-2014	2014-2015	2015-2016	2016-2017	2017-2018	2018-2019
Pre Kindergarten	1	1	0	0	0	0	0	0
Kindergarten	86	87	87	109	96	96	99	98
First	70	92	83	89	111	97	98	100
Second	68	77	84	81	88	109	96	97
Third	79	74	82	80	83	86	111	95
Fourth	58	81	69	92	82	86	88	111
Fifth	67	63	87	72	90	82	87	94
Total by Grade	429	475	492	523	550	556	578	596
Students by Program funded through the Florida Education Finance Program								
Basic Education	359	368	378	402	423	428	445	458
E.S.O.L.	18	23	20	21	22	22	23	24
Students with Disabilities K-3	34	44	60	64	67	68	71	73
Students with Disabilities 4-8	19	32	39	41	43	44	46	47
Students with Disabilities 9-12						0	0	0
ESE Level 4			0	0	0	0	0	0
ESE Level 5			0	0	0	0	0	0
Total Students by Program	430	467	497	528	556	562	584	601



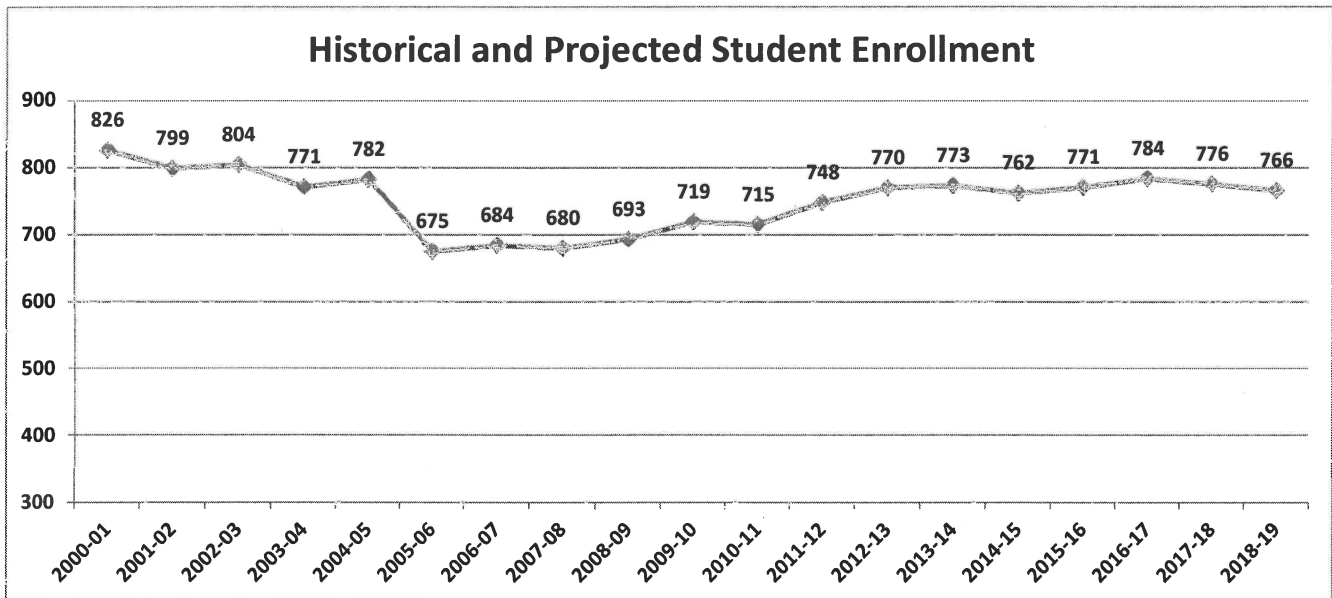
The School Board of Sarasota County, Florida
Student Enrollment for the Period 2013-2014 through 2018-2019

Historical Student enrollment by Grade level information (Based upon October of each school year)

Fruitville Elementary School

School Principal:	Dr. Laura Kingsley	Year School Opened	1941
School Address:	601 Honore Avenue Sarasota FL 34232	Year Renovated	2005
School Phone	(941) 361-6200	Free / Reduced Lunch Percentage	55.51%
School Web Site	sarasotacountyschools.net/fruitville	Title One School	NO

Student Enrollment by Grade Level								
Grade Level	2011-2012	2012-2013	2013-2014	2014-2015	2015-2016	2016-2017	2017-2018	2018-2019
Pre Kindergarten	43	39	11	13	13	13	13	13
Kindergarten	129	131	124	129	128	126	125	124
First	121	135	140	127	136	134	133	131
Second	135	120	133	136	123	131	130	129
Third	117	129	118	132	137	124	132	131
Fourth	98	116	128	108	129	129	117	125
Fifth	105	100	119	117	106	126	126	114
Total by Grade	748	770	773	762	771	784	776	766
Students by Program funded through the Florida Education Finance Program								
Basic Education	351	348	399	393	398	405	400	395
E.S.O.L.	111	116	98	97	98	99	98	97
Students with Disabilities K-3	172	179	145	142	144	147	145	143
Students with Disabilities 4-8	76	99	100	98	99	101	100	99
Students with Disabilities 9-12						0	0	0
ESE Level 4	33	33	25	25	25	26	26	25
ESE Level 5	2	2	0	0	0	0	0	0
Total Students by Program	745	777	767	756	765	777	769	760



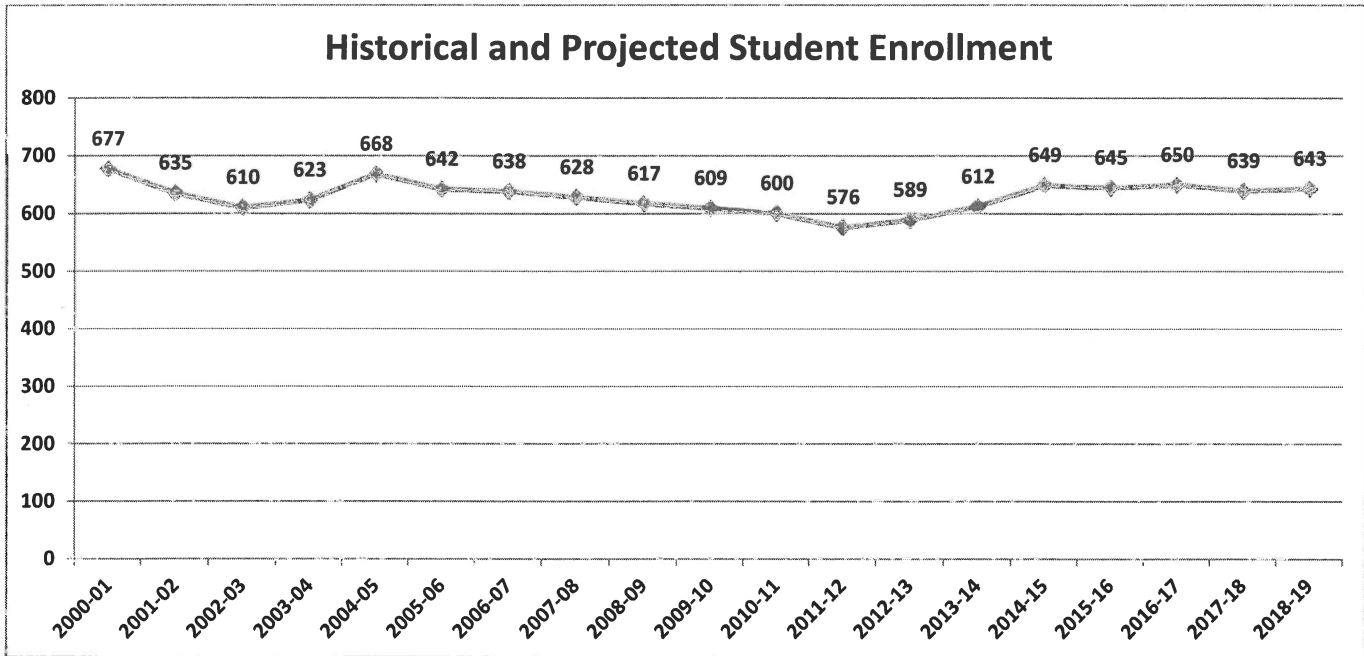
The School Board of Sarasota County, Florida
Student Enrollment for the Period 2013-2014 through 2018-2019

Historical Student enrollment by Grade level information (Based upon October of each school year)

Garden Elementary School

School Principal:	Mr. John McQueen	Year School Opened	1965
School Address:	700 Center Road Venice FL 34285	Year Renovated	2002
School Phone	(941) 486-2110	Free / Reduced Lunch Percentage	56.31%
School Web Site	sarasotacountyschools.net/garden	Title One School	NO

Student Enrollment by Grade Level								
Grade Level	2011-2012	2012-2013	2013-2014	2014-2015	2015-2016	2016-2017	2017-2018	2018-2019
Pre Kindergarten	1	2	3	4	4	4	4	4
Kindergarten	93	95	106	109	108	108	107	107
First	92	98	105	111	108	108	107	106
Second	98	89	95	98	107	104	104	103
Third	87	113	101	115	102	112	109	108
Fourth	96	87	104	100	115	100	109	106
Fifth	109	105	98	112	100	115	100	109
Total by Grade	576	589	612	649	645	650	639	643
Students by Program funded through the Florida Education Finance Program								
Basic Education	456	483	509	540	537	541	532	535
E.S.O.L.	28	22	22	23	23	23	23	23
Students with Disabilities K-3	51	47	43	45	45	45	45	45
Students with Disabilities 4-8	49	43	39	41	41	41	40	41
Students with Disabilities 9-12						0	0	0
ESE Level 4	0	0	1	1	1	1	1	1
ESE Level 5	0	0	0	0	0	0	0	0
Total Students by Program	584	595	613	651	646	651	641	645



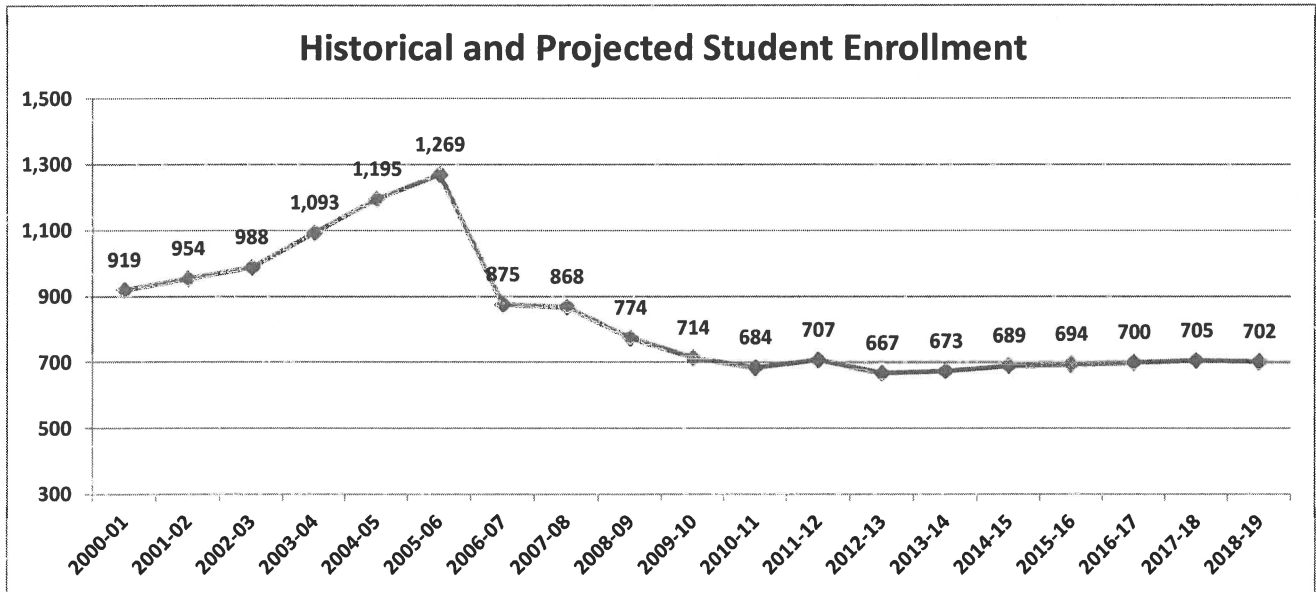
The School Board of Sarasota County, Florida
Student Enrollment for the Period 2013-2014 through 2018-2019

Historical Student enrollment by Grade level information (Based upon October of each school year)

Glenallen Elementary School

School Principal:	Ms. Amy Baker Archer	Year School Opened	1984
School Address:	7050 Glenallen Blvd. North Port FL 34287	Year Renovated	2006
School Phone	(941) 426-9517	Free / Reduced Lunch Percentage	76.55%
School Web Site	sarasotacountyschools.net/ga	Title One School	Yes

Student Enrollment by Grade Level								
Grade Level	2011-2012	2012-2013	2013-2014	2014-2015	2015-2016	2016-2017	2017-2018	2018-2019
Pre Kindergarten	17	13	10	9	9	9	9	9
Kindergarten	117	112	118	103	110	111	111	111
First	124	118	114	138	112	117	117	118
Second	118	111	98	117	132	108	112	112
Third	127	109	113	103	119	135	110	114
Fourth	94	113	107	102	104	115	130	106
Fifth	110	91	113	117	106	106	116	132
Total by Grade	707	667	673	689	694	700	705	702
Students by Program funded through the Florida Education Finance Program								
Basic Education	511	481	472	485	486	490	494	492
E.S.O.L.	65	63	53	55	55	55	56	55
Students with Disabilities K-3	91	95	98	100	101	101	102	102
Students with Disabilities 4-8	38	42	46	47	47	47	48	47
Students with Disabilities 9-12						0	0	0
ESE Level 4	1	1	1	1	1	1	1	1
ESE Level 5			0	0	0	0	0	0
Total Students by Program	706	682	670	688	689	695	701	697



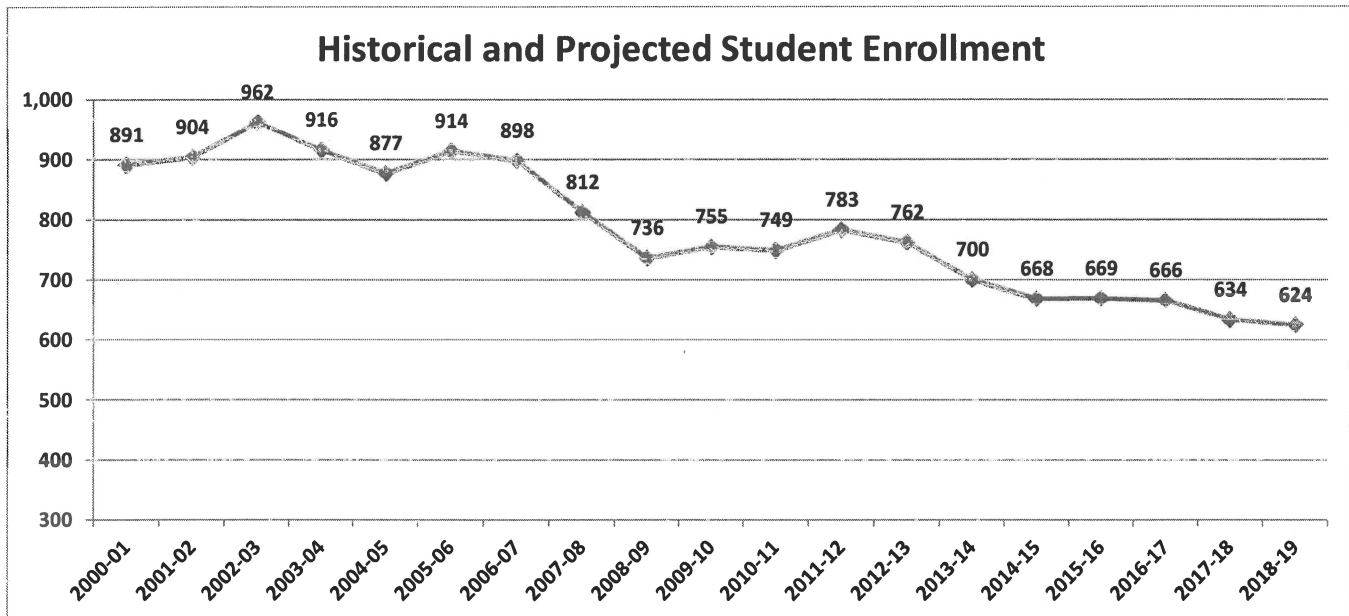
The School Board of Sarasota County, Florida
Student Enrollment for the Period 2013-2014 through 2018-2019

Historical Student enrollment by Grade level information (Based upon October of each school year)

Gocio Elementary School

School Principal:	Dr. Pamela Buchanan	Year School Opened	1966
School Address:	3450 Gocio Road Sarasota FL 34235	Year Renovated	1993
School Phone	(941) 361-6405	Free / Reduced Lunch Percentage	85.57%
School Web Site	sarasotacountyschools.net/gocio	Title One School	Yes

Student Enrollment by Grade Level								
Grade Level	2011-2012	2012-2013	2013-2014	2014-2015	2015-2016	2016-2017	2017-2018	2018-2019
Pre Kindergarten	2	1	0	1	1	1	1	1
Kindergarten	148	134	131	107	105	102	100	97
First	126	144	130	135	110	108	105	103
Second	116	115	113	109	135	110	108	105
Third	141	108	111	122	107	132	108	106
Fourth	136	129	98	94	119	96	118	97
Fifth	114	131	117	100	92	117	94	116
Total by Grade	783	762	700	668	669	666	634	624
Students by Program funded through the Florida Education Finance Program								
Basic Education	479	452	471	449	450	448	426	420
E.S.O.L.	179	204	142	136	136	135	129	127
Students with Disabilities K-3	59	50	48	45	46	45	43	43
Students with Disabilities 4-8	62	57	41	39	39	39	37	36
Students with Disabilities 9-12						0	0	0
ESE Level 4	0	0	0	0	0	0	0	0
ESE Level 5	0	0	0	0	0	0	0	0
Total Students by Program	779	763	701	669	670	667	635	625



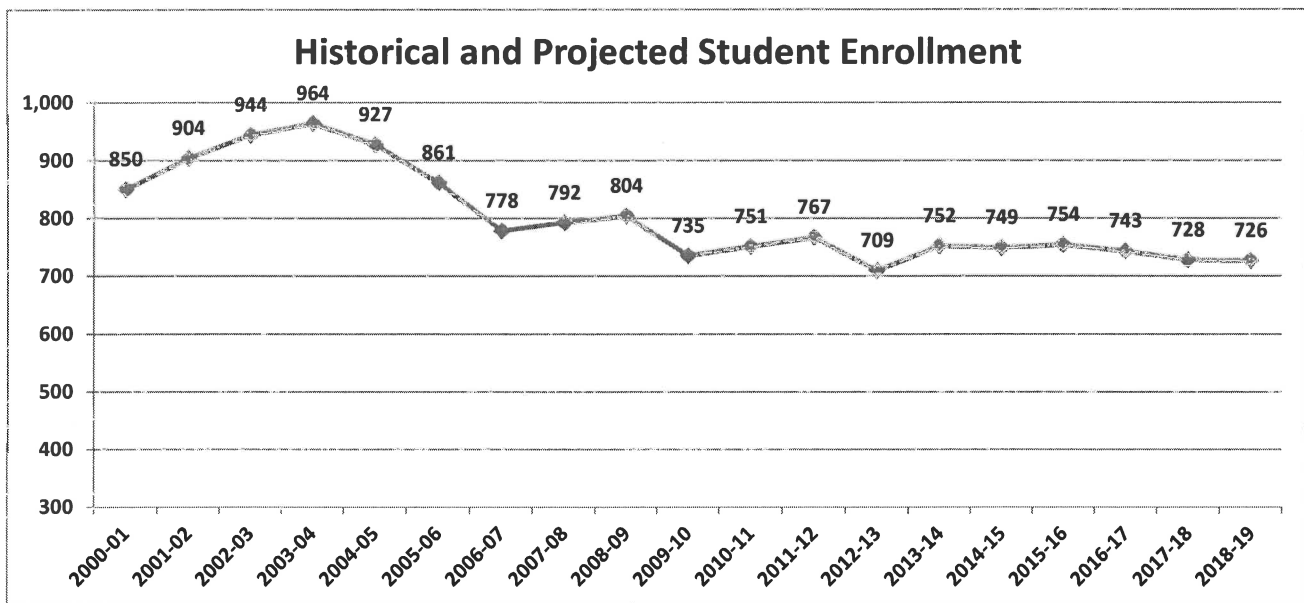
The School Board of Sarasota County, Florida
Student Enrollment for the Period 2013-2014 through 2018-2019

Historical Student enrollment by Grade level information (Based upon October of each school year)

Gulf Gate Elementary School

School Principal:	Ms. Robin Magac	Year School Opened	1963
School Address:	6500 S. Lockwood Ridge Rd Sarasota FL 34231	Year Renovated	2002
School Phone	(941) 361-6499	Free / Reduced Lunch Percentage	54.80%
School Web Site	sarasotacountyschools.net/gulfgate	Title One School	No

Student Enrollment by Grade Level								
Grade Level	2011-2012	2012-2013	2013-2014	2014-2015	2015-2016	2016-2017	2017-2018	2018-2019
Pre Kindergarten	30	26	24	27	27	27	27	27
Kindergarten	102	111	127	112	113	113	114	115
First	140	99	113	120	113	114	114	115
Second	113	124	111	118	121	113	114	115
Third	154	121	135	127	122	125	118	118
Fourth	110	124	117	126	130	118	120	113
Fifth	118	104	125	119	129	133	120	123
Total by Grade	767	709	752	749	754	743	728	726
Students by Program funded through the Florida Education Finance Program								
Basic Education	560	523	551	549	553	545	534	533
E.S.O.L.	51	43	42	41	42	41	40	40
Students with Disabilities K-3	94	83	85	85	85	84	82	82
Students with Disabilities 4-8	54	61	66	65	66	65	63	63
Students with Disabilities 9-12						0	0	0
ESE Level 4	5	5	8	8	8	8	8	8
ESE Level 5	1	1	0	0	0	0	0	0
Total Students by Program	765	716	752	749	754	743	728	726



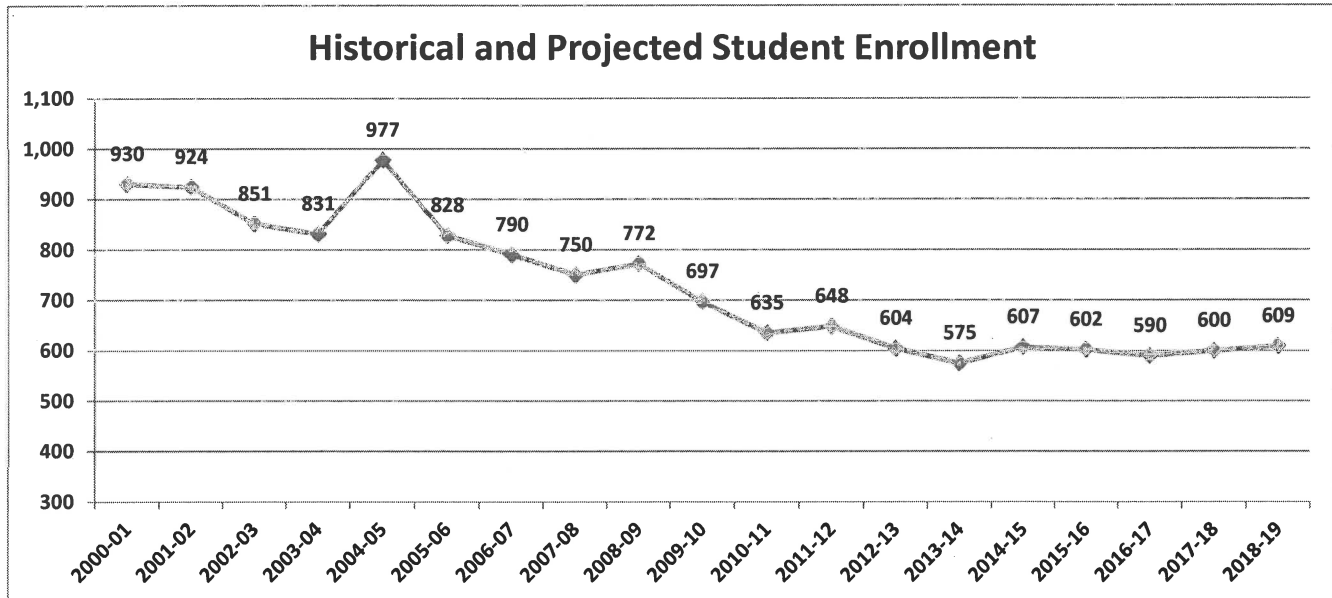
The School Board of Sarasota County, Florida
Student Enrollment for the Period 2013-2014 through 2018-2019

Historical Student enrollment by Grade level information (Based upon October of each school year)

Lakeview Elementary School

School Principal:	Ms. Joan Bower	Year School Opened	1987
School Address:	7299 Proctor Road Sarasota FL 34241	Year Renovated	N/A
School Phone	(941) 361-6571	Free / Reduced Lunch Percentage	39.59%
School Web Site	sarasotacountyschools.net/lakeview	Title One School	No

Student Enrollment by Grade Level								
Grade Level	2011-2012	2012-2013	2013-2014	2014-2015	2015-2016	2016-2017	2017-2018	2018-2019
Pre Kindergarten	1	3	2	2	2	2	2	2
Kindergarten	89	92	79	82	85	93	105	108
First	102	92	89	86	84	87	96	107
Second	102	97	91	103	88	87	90	98
Third	105	109	107	103	113	97	95	99
Fourth	119	92	108	117	107	112	96	94
Fifth	130	119	99	114	122	112	116	100
Total by Grade	648	604	575	607	602	590	600	609
Students by Program funded through the Florida Education Finance Program								
Basic Education	463	434	436	460	456	447	454	461
E.S.O.L.	15	10	7	7	7	7	7	7
Students with Disabilities K-3	83	80	53	56	56	55	56	57
Students with Disabilities 4-8	88	75	81	86	85	83	85	86
Students with Disabilities 9-12						0	0	0
ESE Level 4	0	0	0	0	0	0	0	0
ESE Level 5	0	0	0	0	0	0	0	0
Total Students by Program	649	599	577	609	604	592	602	611



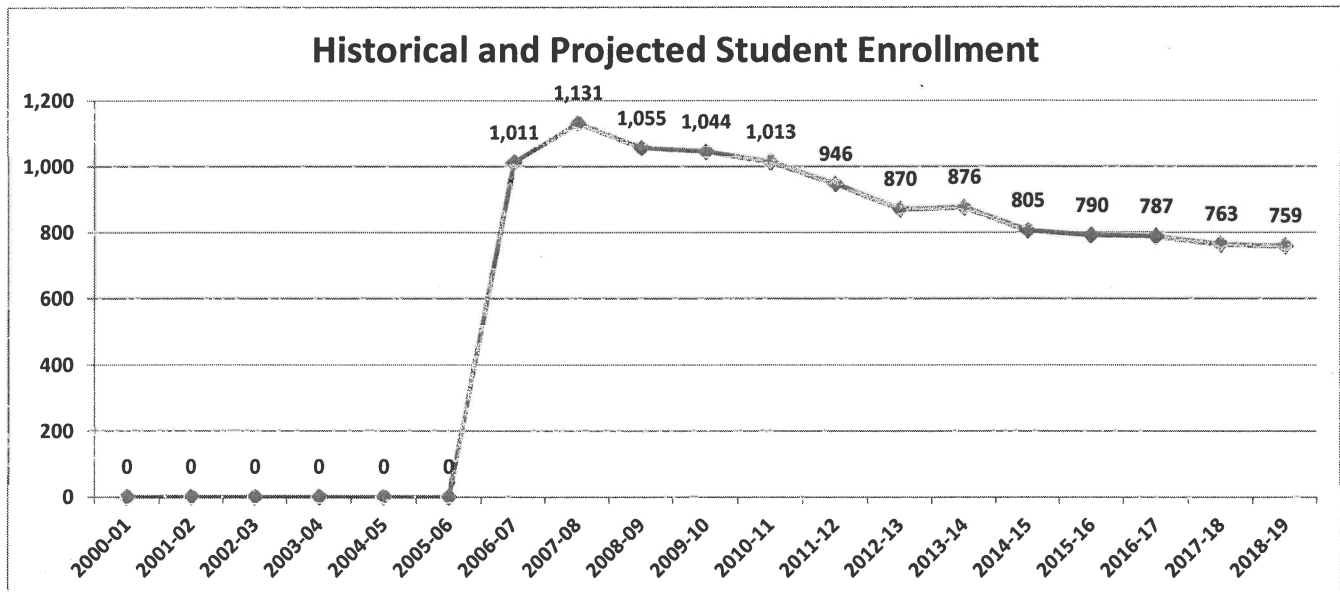
The School Board of Sarasota County, Florida
Student Enrollment for the Period 2013-2014 through 2018-2019

Historical Student enrollment by Grade level information (Based upon October of each school year)

Lamarque Elementary School in North Port

School Principal:	Mr. Brandon Johnson	Year School Opened	2006
School Address:	3415 Lamarque Ave. North Port FL 34286	Year Renovated	N/A
School Phone	(941) 426-6371	Free / Reduced Lunch Percentage	64.61%
School Web Site	sarasotacountyschools.net/Lamarque	Title One School	Yes

Student Enrollment by Grade Level								
Grade Level	2011-2012	2012-2013	2013-2014	2014-2015	2015-2016	2016-2017	2017-2018	2018-2019
Pre Kindergarten	17	23	9	27	27	27	27	27
Kindergarten	145	121	152	109	117	118	119	124
First	143	146	124	142	110	116	119	119
Second	154	137	150	126	142	110	116	119
Third	166	140	139	147	127	141	111	118
Fourth	144	166	136	117	148	129	143	111
Fifth	177	137	166	137	118	146	130	141
Total by Grade	946	870	876	805	790	787	763	759
Students by Program funded through the Florida Education Finance Program								
Basic Education	728	661	648	596	585	582	565	561
E.S.O.L.	44	30	35	32	31	31	30	30
Students with Disabilities K-3	97	101	113	104	102	102	99	98
Students with Disabilities 4-8	60	61	62	57	56	56	54	54
Students with Disabilities 9-12						0	0	0
ESE Level 4	20	19	16	14	14	14	14	13
ESE Level 5	2	1	2	1	1	1	1	1
Total Students by Program	951	873	875	804	789	787	763	758



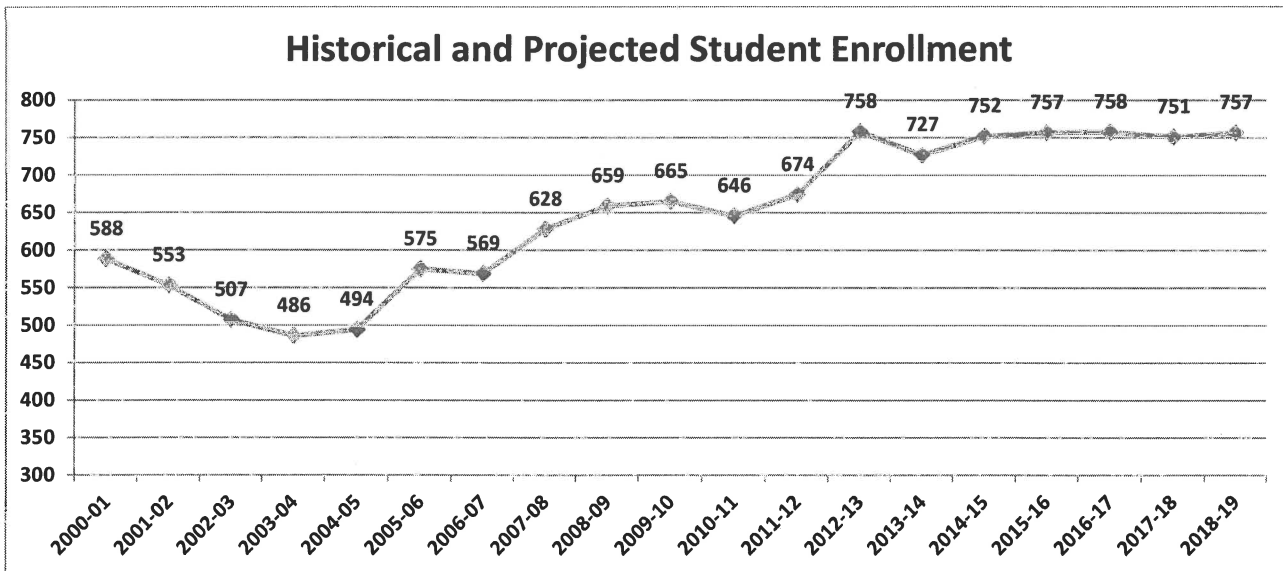
The School Board of Sarasota County, Florida
Student Enrollment for the Period 2013-2014 through 2018-2019

Historical Student enrollment by Grade level information (Based upon October of each school year)

Phillippi Shores Elementary School

School Principal:	Dr. Allison Foster	Year School Opened	1953
School Address:	4747 South Tamiami Trail Sarasota, FL 34231	Year Renovated	2005
School Phone	(941) 361-6424	Free / Reduced Lunch Percentage	46.45%
School Web Site	sarasotacountyschools.net/phillippi	Title One School	No

Student Enrollment by Grade Level								
Grade Level	2011-2012	2012-2013	2013-2014	2014-2015	2015-2016	2016-2017	2017-2018	2018-2019
Pre Kindergarten	3	4	5	2	2	2	2	2
Kindergarten	121	133	107	114	114	130	133	142
First	112	140	135	127	115	114	131	134
Second	103	121	139	137	127	115	114	131
Third	107	114	124	131	133	127	111	111
Fourth	120	115	102	129	134	132	125	109
Fifth	108	131	115	112	132	138	135	128
Total by Grade	674	758	727	752	757	758	751	757
Students by Program funded through the Florida Education Finance Program								
Basic Education	458	544	523	541	545	545	540	545
E.S.O.L.	30	38	43	44	45	45	44	45
Students with Disabilities K-3	99	81	90	94	94	94	93	94
Students with Disabilities 4-8	88	87	73	76	76	76	76	76
Students with Disabilities 9-12						0	0	0
ESE Level 4			0	0	0	0	0	0
ESE Level 5			0	0	0	0	0	0
Total Students by Program	675	750	730	755	760	760	754	759



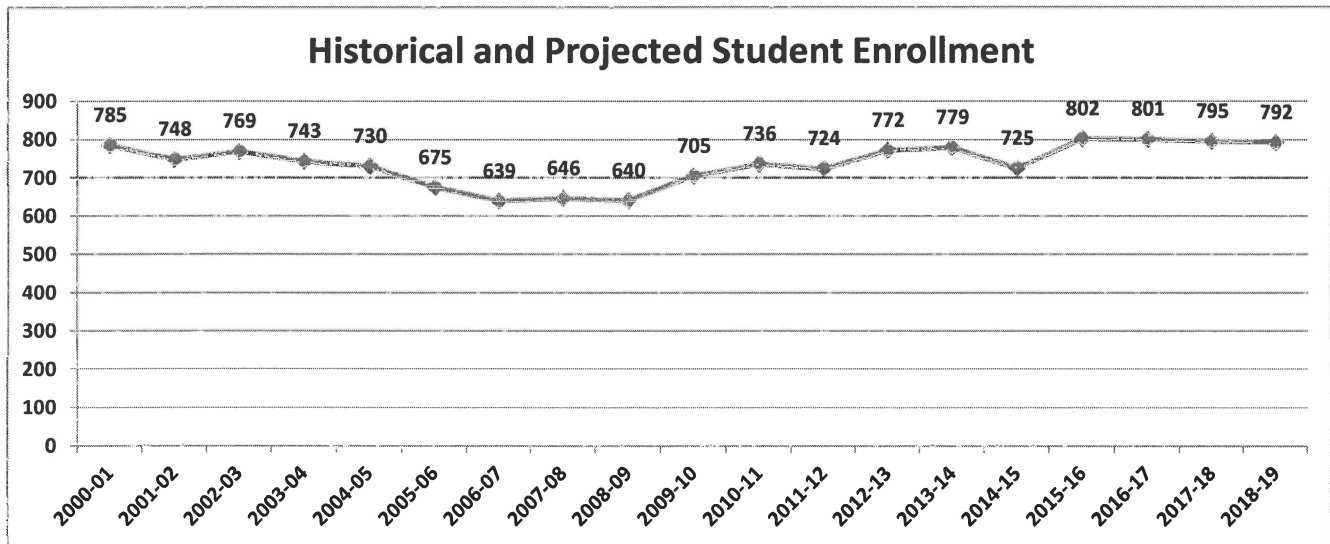
The School Board of Sarasota County, Florida
Student Enrollment for the Period 2013-2014 through 2018-2019

Historical Student enrollment by Grade level information (Based upon October of each school year)

Southside Elementary School

School Principal:	Mr. Steven Dragon	Year School Opened	1926
School Address:	1901 Webber Street Sarasota FL 34239	Year Renovated	2006
School Phone	(941) 361-6866	Free / Reduced Lunch Percentage	22.99%
School Web Site	sarasotacountyschools.net/southside	Title One School	No

Student Enrollment by Grade Level								
Grade Level	2011-2012	2012-2013	2013-2014	2014-2015	2015-2016	2016-2017	2017-2018	2018-2019
Pre Kindergarten	4		2	3	3	3	3	3
Kindergarten	125	150	133	87	144	113	130	138
First	106	141	155	135	144	142	127	129
Second	140	103	139	139	136	136	135	124
Third	120	143	94	135	140	132	133	135
Fourth	110	117	142	94	137	139	131	134
Fifth	119	118	114	132	98	135	137	129
Total by Grade	724	772	779	725	802	801	795	792
Students by Program funded through the Florida Education Finance Program								
Basic Education	537	564	558	520	575	574	570	568
E.S.O.L.	38	41	25	23	25	25	25	25
Students with Disabilities K-3	77	86	99	92	102	102	101	101
Students with Disabilities 4-8	72	79	95	89	98	98	98	97
Students with Disabilities 9-12						0	0	0
ESE Level 4	0	0	2	2	2	2	2	2
ESE Level 5	0	0	0	0	0	0	0	0
Total Students by Program	724	770	780	726	803	802	796	793



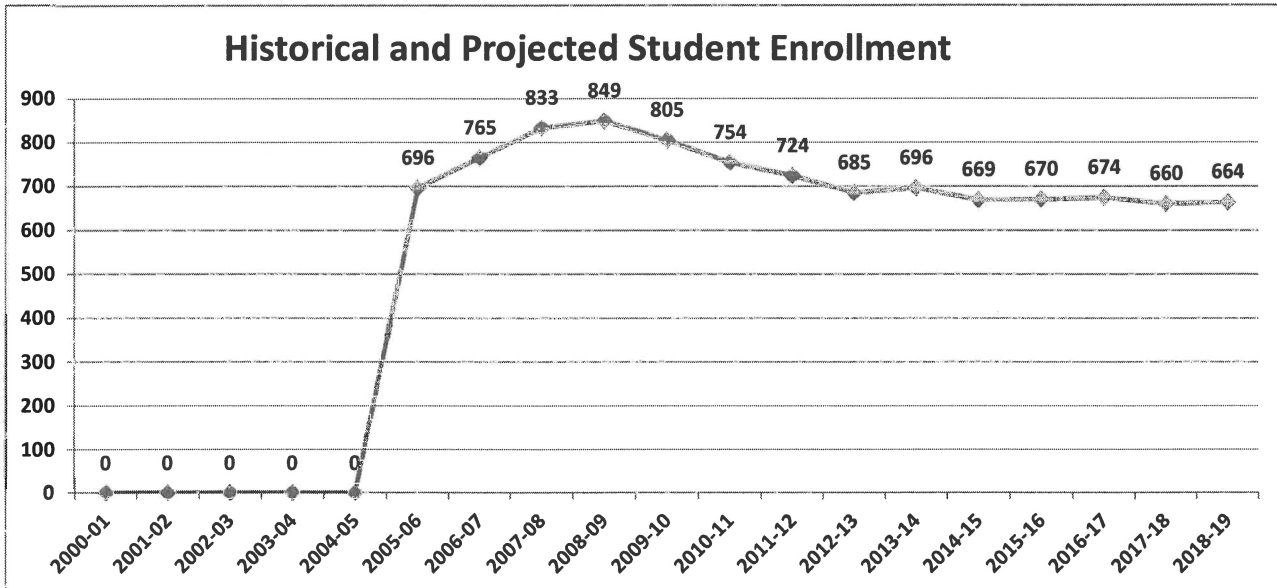
The School Board of Sarasota County, Florida
Student Enrollment for the Period 2013-2014 through 2018-2019

Historical Student enrollment by Grade level information (Based upon October of each school year)

Tatum Ridge Elementary School

School Principal:	Mr. Eric Jackson	Year School Opened	2005
School Address:	4100 Tatum Road Sarasota, FL 34240	Year Renovated	N/A
School Phone	(941) 316-8188	Free / Reduced Lunch Percentage	24.24%
School Web Site	sarasotacountyschools.net/tatum	Title One School	No

Student Enrollment by Grade Level								
Grade Level	2011-2012	2012-2013	2013-2014	2014-2015	2015-2016	2016-2017	2017-2018	2018-2019
Pre Kindergarten	4	2	3	2	2	2	2	2
Kindergarten	120	124	118	88	101	103	104	108
First	114	118	122	129	90	106	109	109
Second	122	112	123	111	130	88	103	107
Third	116	111	116	125	113	133	92	108
Fourth	124	103	115	105	128	114	132	95
Fifth	124	115	99	109	106	129	117	135
Total by Grade	724	685	696	669	670	674	660	664
Students by Program funded through the Florida Education Finance Program								
Basic Education	533	487	509	490	490	494	483	486
E.S.O.L.	28	26	14	14	14	14	13	13
Students with Disabilities K-3	84	96	96	92	93	93	91	92
Students with Disabilities 4-8	72	73	74	71	71	71	70	70
Students with Disabilities 9-12						0	0	0
ESE Level 4			0	0	0	0	0	0
ESE Level 5			0	0	0	0	0	0
Total Students by Program	717	682	693	666	667	672	657	661



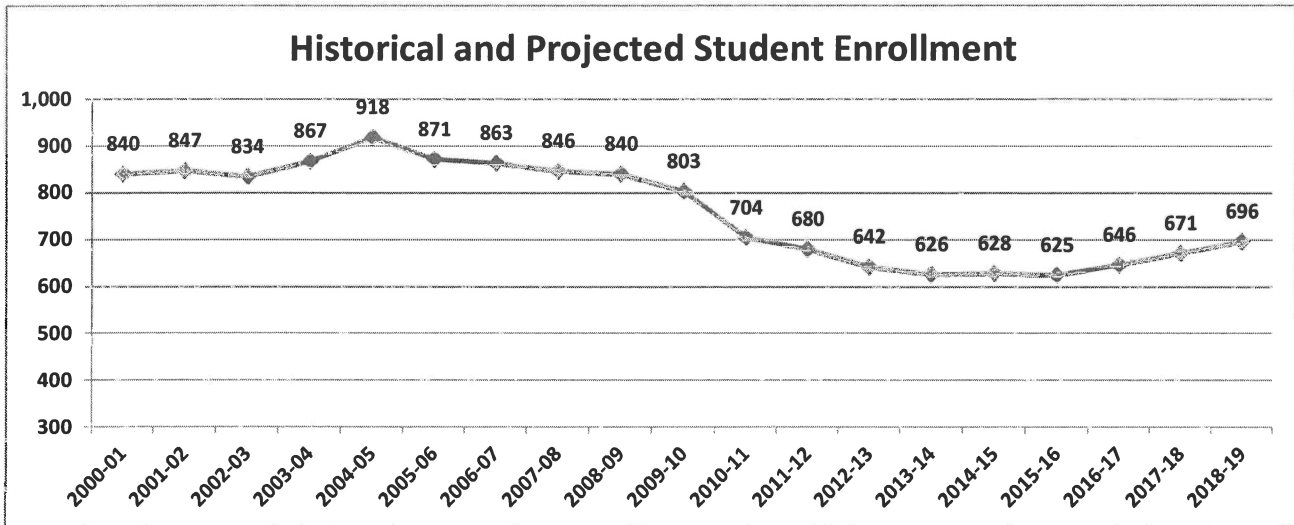
The School Board of Sarasota County, Florida
Student Enrollment for the Period 2013-2014 through 2018-2019

Historical Student enrollment by Grade level information (Based upon October of each school year)

Taylor Ranch Elementary School

School Principal:	Dr. William Bolander	Year School Opened	1989
School Address:	2500 Taylor Ranch Trail Venice, FL 34293	Year Renovated	N/A
School Phone	(941) 486-2000	Free / Reduced Lunch Percentage	41.45%
School Web Site	sarasotacountyschools.net/taylor	Title One School	No

Student Enrollment by Grade Level								
Grade Level	2011-2012	2012-2013	2013-2014	2014-2015	2015-2016	2016-2017	2017-2018	2018-2019
Pre Kindergarten	12	18	22	23	23	23	23	23
Kindergarten	91	81	99	91	108	114	116	118
First	92	98	85	101	93	109	115	118
Second	121	95	91	97	104	96	112	119
Third	119	125	90	96	100	105	97	113
Fourth	106	126	117	97	99	102	107	99
Fifth	139	99	122	123	98	97	101	106
Total by Grade	680	642	626	628	625	646	671	696
Students by Program funded through the Florida Education Finance Program								
Basic Education	525	501	486	488	485	502	521	541
E.S.O.L.	23	20	15	15	15	16	16	17
Students with Disabilities K-3	79	76	68	68	68	70	73	75
Students with Disabilities 4-8	53	47	57	57	56	58	61	63
Students with Disabilities 9-12						0	0	0
ESE Level 4	1	1	2	2	1	2	2	2
ESE Level 5	0	0	0	0	0	0	0	0
Total Students by Program	681	645	627	629	626	648	673	698



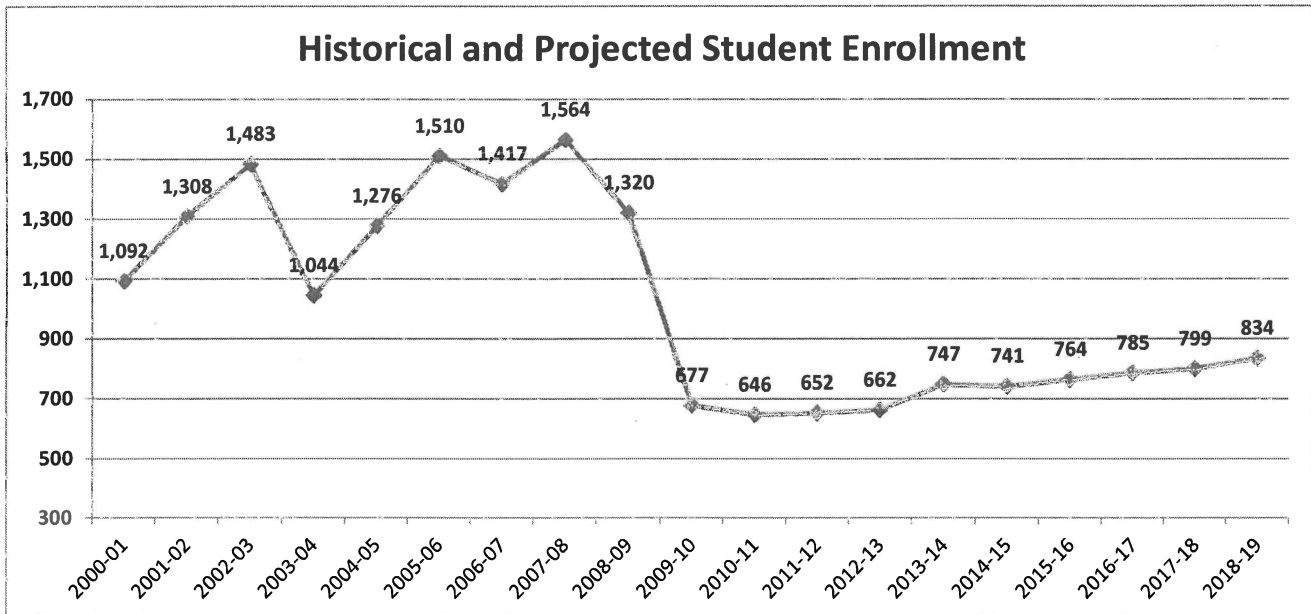
The School Board of Sarasota County, Florida
Student Enrollment for the Period 2013-2014 through 2018-2019

Historical Student enrollment by Grade level information (Based upon October of each school year)

Toledo Blade Elementary School

School Principal:	Ms. Jennifer Dolciotto	Year School Opened	1992
School Address:	1201 Geranium Ave. North Port FL 34288	Year Renovated	N/A
School Phone	(941) 426-6100	Free / Reduced Lunch Percentage	62.98%
School Web Site	sarasotacountyschools.net/nptb	Title One School	Yes

Student Enrollment by Grade Level								
Grade Level	2011-2012	2012-2013	2013-2014	2014-2015	2015-2016	2016-2017	2017-2018	2018-2019
Pre Kindergarten	19	22	20	14	14	14	14	14
Kindergarten	107	112	128	122	125	128	131	134
First	117	113	122	138	131	134	138	141
Second	102	115	121	108	135	128	131	134
Third	110	105	126	119	112	140	133	136
Fourth	95	104	115	116	125	110	137	130
Fifth	102	91	115	124	122	131	115	144
Total by Grade	652	662	747	741	764	785	799	834
Students by Program funded through the Florida Education Finance Program								
Basic Education	494	495	523	519	535	550	560	584
E.S.O.L.	24	37	32	32	33	34	34	36
Students with Disabilities K-3	91	98	122	121	125	128	130	136
Students with Disabilities 4-8	42	44	73	72	74	76	78	81
Students with Disabilities 9-12						0	0	0
ESE Level 4			1	0	0	0	0	0
ESE Level 5			0	0	0	0	0	0
Total Students by Program	651	674	751	744	767	788	802	837



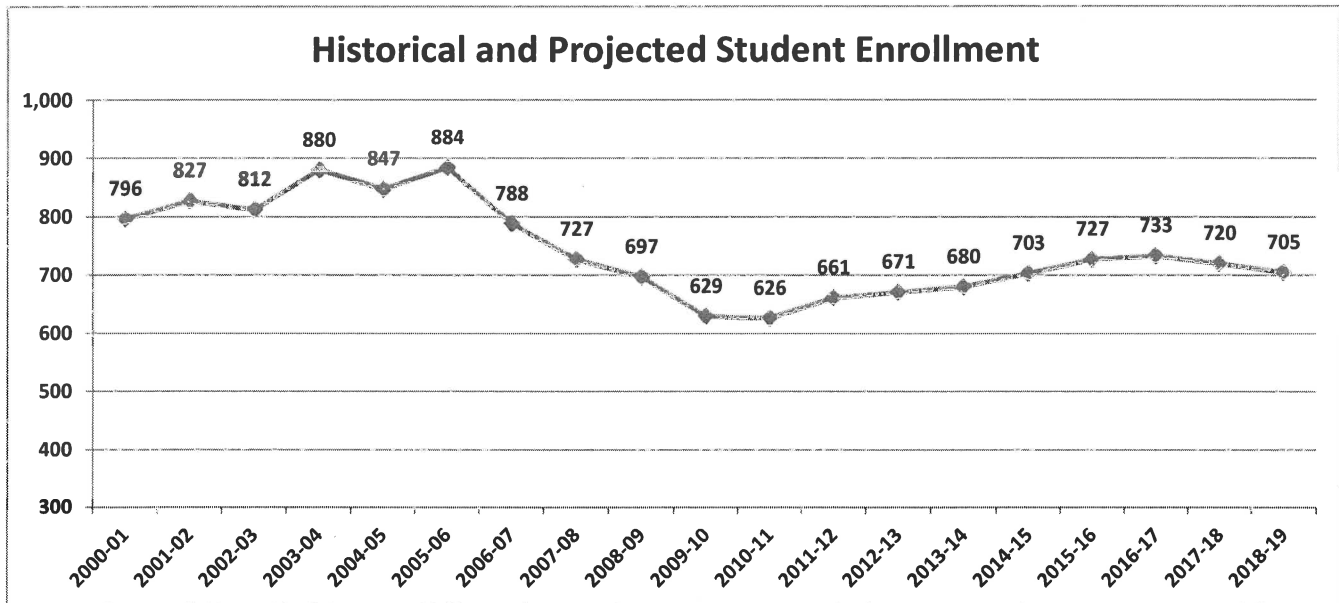
The School Board of Sarasota County, Florida
Student Enrollment for the Period 2013-2014 through 2018-2019

Historical Student enrollment by Grade level information (Based upon October of each school year)

Tuttle Elementary School

School Principal:	Mr. Thomas Dinverno	Year School Opened	1963
School Address:	2863 8th Street Sarasota FL 34237	Year Renovated	1999
School Phone	(941) 361-6433	Free / Reduced Lunch Percentage	89.49%
School Web Site	sarasotacountyschools.net/tuttle	Title One School	Yes

Student Enrollment by Grade Level								
Grade Level	2011-2012	2012-2013	2013-2014	2014-2015	2015-2016	2016-2017	2017-2018	2018-2019
Pre Kindergarten	2	2	1	0	0	0	0	0
Kindergarten	126	132	128	130	126	122	118	114
First	116	139	126	137	129	125	121	117
Second	97	109	136	128	137	129	125	121
Third	115	99	109	116	127	136	128	123
Fourth	100	96	85	98	113	112	120	113
Fifth	105	94	95	94	96	110	109	117
Total by Grade	661	671	680	703	727	733	720	705
Students by Program funded through the Florida Education Finance Program								
Basic Education	328	333	378	391	405	408	400	392
E.S.O.L.	244	234	192	198	205	207	203	199
Students with Disabilities K-3	49	59	71	73	76	76	75	73
Students with Disabilities 4-8	38	40	33	34	35	35	34	34
Students with Disabilities 9-12						0	0	0
ESE Level 4	0	0	0	0	0	0	0	0
ESE Level 5	0	0	0	0	0	0	0	0
Total Students by Program	659	666	673	696	720	726	713	698



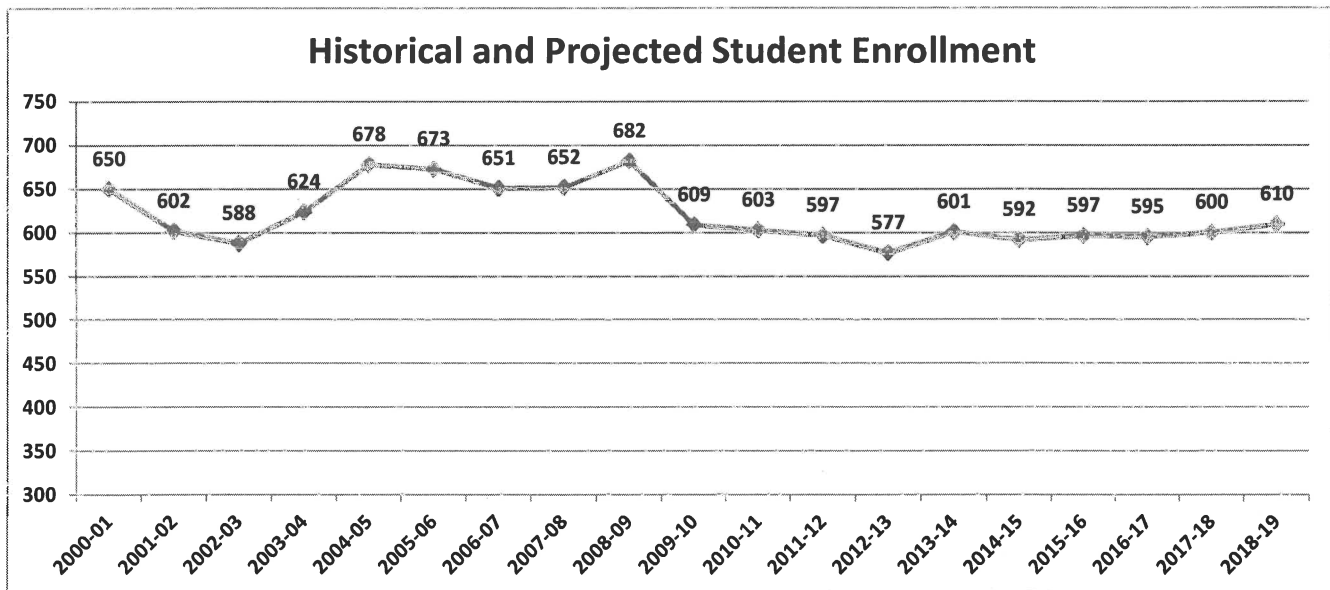
The School Board of Sarasota County, Florida
Student Enrollment for the Period 2013-2014 through 2018-2019

Historical Student enrollment by Grade level information (Based upon October of each school year)

Venice Elementary School

School Principal:	Ms. Theresa Baus	Year School Opened	1953
School Address:	150 East Miami Avenue Venice FL 34285	Year Renovated	2005
School Phone	(941) 486-2111	Free / Reduced Lunch Percentage	41.54%
School Web Site	sarasotacountyschools.net/veniceelementary	Title One School	No

Student Enrollment by Grade Level								
Grade Level	2011-2012	2012-2013	2013-2014	2014-2015	2015-2016	2016-2017	2017-2018	2018-2019
Pre Kindergarten	2	4	4	3	3	3	3	3
Kindergarten	86	101	104	99	100	99	100	94
First	112	92	96	109	107	104	101	101
Second	97	107	94	83	105	103	100	97
Third	106	94	104	94	85	107	105	102
Fourth	92	99	98	101	95	84	106	105
Fifth	102	80	101	103	102	95	85	107
Total by Grade	597	577	601	592	597	595	600	610
Students by Program funded through the Florida Education Finance Program								
Basic Education	370	355	372	367	370	369	372	378
E.S.O.L.	20	18	16	15	15	15	16	16
Students with Disabilities K-3	136	126	119	118	118	118	119	121
Students with Disabilities 4-8	70	72	85	84	84	84	85	86
Students with Disabilities 9-12						0	0	0
ESE Level 4	3	3	5	4	4	4	4	5
ESE Level 5	0	0	1	1	1	1	1	1
Total Students by Program	599	574	598	589	593	592	597	607



The School Board of Sarasota County, Florida
Student Enrollment for the Period 2013-2014 through 2018-2019

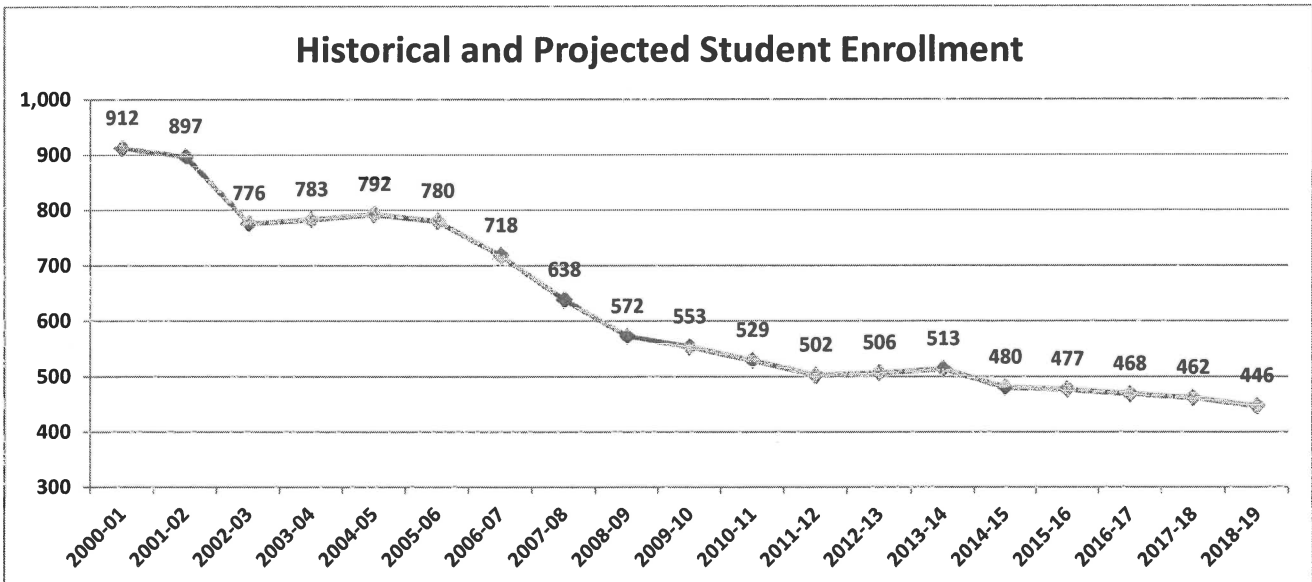
Historical Student enrollment by Grade level information (Based upon October of each school year)

Wilkinson Elementary School

School Principal:	Ms. Ruth Thomas	Year School Opened	1967
School Address:	3400 Wilkinson Road Sarasota, FL 34231	Year Renovated	2006
School Phone	(941) 361-6477	Free / Reduced Lunch Percentage	79.52%
School Web Site	sarasotacountyschools.net/wilkinson	Title One School	Yes

Student Enrollment by Grade Level								
Grade Level	2011-2012	2012-2013	2013-2014	2014-2015	2015-2016	2016-2017	2017-2018	2018-2019
Pre Kindergarten	18	21	22	30	30	30	30	30
Kindergarten	74	81	85	72	71	70	69	69
First	86	71	94	79	73	72	71	71
Second	69	83	74	82	75	70	69	68
Third	86	77	80	70	82	76	70	69
Fourth	84	86	73	73	71	79	72	67
Fifth	85	87	85	74	74	72	80	73
Total by Grade	502	506	513	480	477	468	462	446

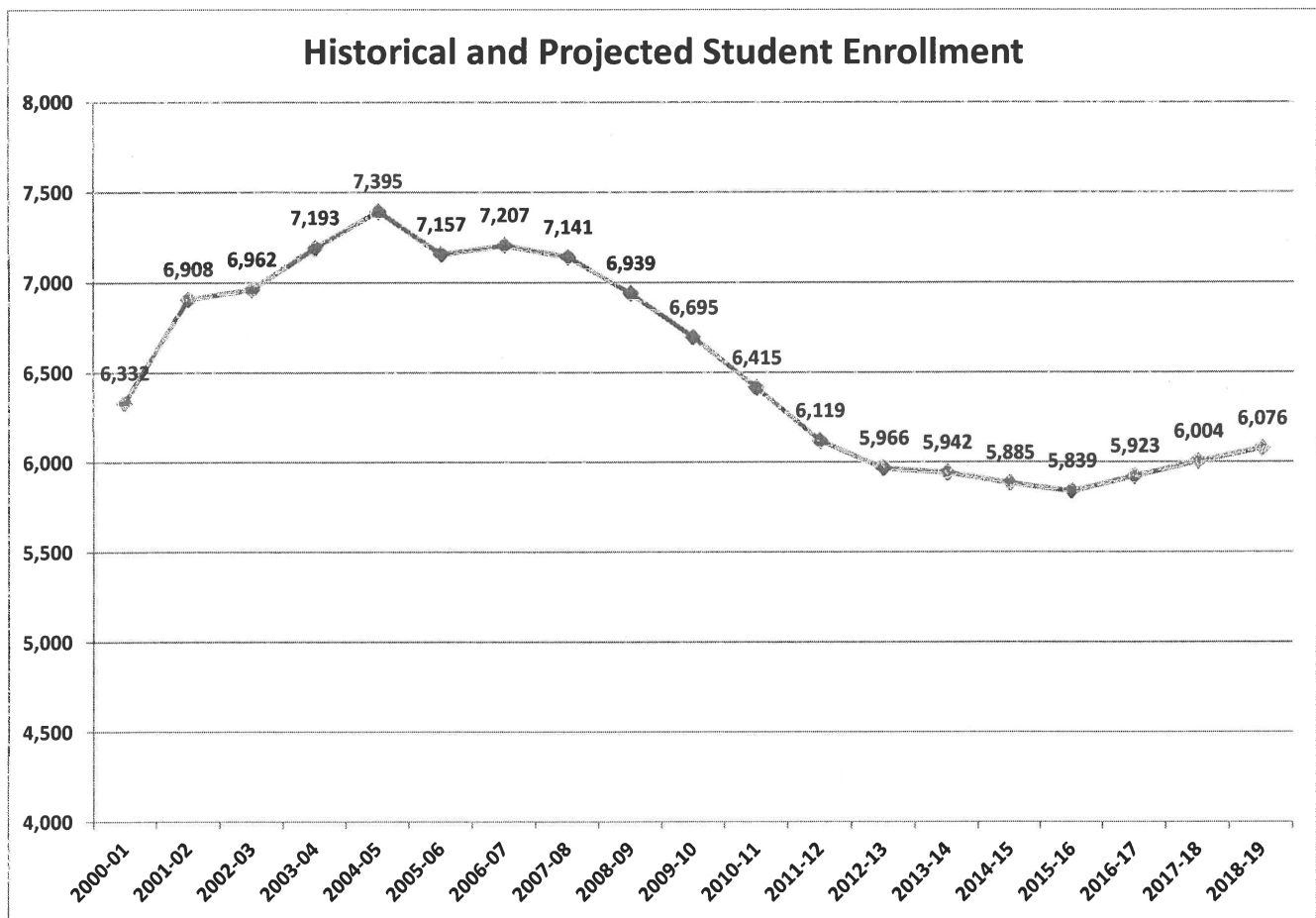
Students by Program funded through the Florida Education Finance Program								
Basic Education	321	315	291	272	270	266	262	253
E.S.O.L.	66	64	66	61	61	60	59	57
Students with Disabilities K-3	82	100	107	100	99	97	96	93
Students with Disabilities 4-8	33	33	50	46	46	45	45	43
Students with Disabilities 9-12						0	0	0
ESE Level 4	1	1	6	6	6	5	5	5
ESE Level 5			0	0	0	0	0	0
Total Students by Program	503	513	519	485	482	473	467	451



The School Board of Sarasota County, Florida
Student Enrollment for the Period 2013-2014 through 2018-2019

Historical Student enrollment by Grade level information (Based upon October of each school year)
Total of all Middle Schools

Student Enrollment by Grade Level								
Grade Level	2011-2012	2012-2013	2013-2014	2014-2015	2015-2016	2016-2017	2017-2018	2018-2019
Sixth	1,953	1,960	1,919	1,898	1,991	2,029	2,043	2,070
Seventh	2,091	1,959	2,031	1,899	1,927	1,950	1,992	2,017
Eighth	2,075	2,047	1,992	2,088	1,922	1,944	1,969	1,990
Total by Grade	6,119	5,966	5,942	5,885	5,839	5,923	6,004	6,076
Students by Program funded through the Florida Education Finance Program								
Basic Education	4,511	4,336	4,236	4,185	4,154	4,214	4,270	4,320
E.S.O.L.	112	106	83	82	82	83	84	85
Students with Disabilities 4-8	1,474	1,496	1,581	1,581	1,567	1,589	1,613	1,634
ESE Level 4	1	1	0	0	0	0	0	0
ESE Level 5	0	0	1	0	0	1	1	1
Career Education	0	0	0	0	0	0	0	0
Total Students by Program	6,098	5,939	5,901	5,848	5,803	5,887	5,968	6,040



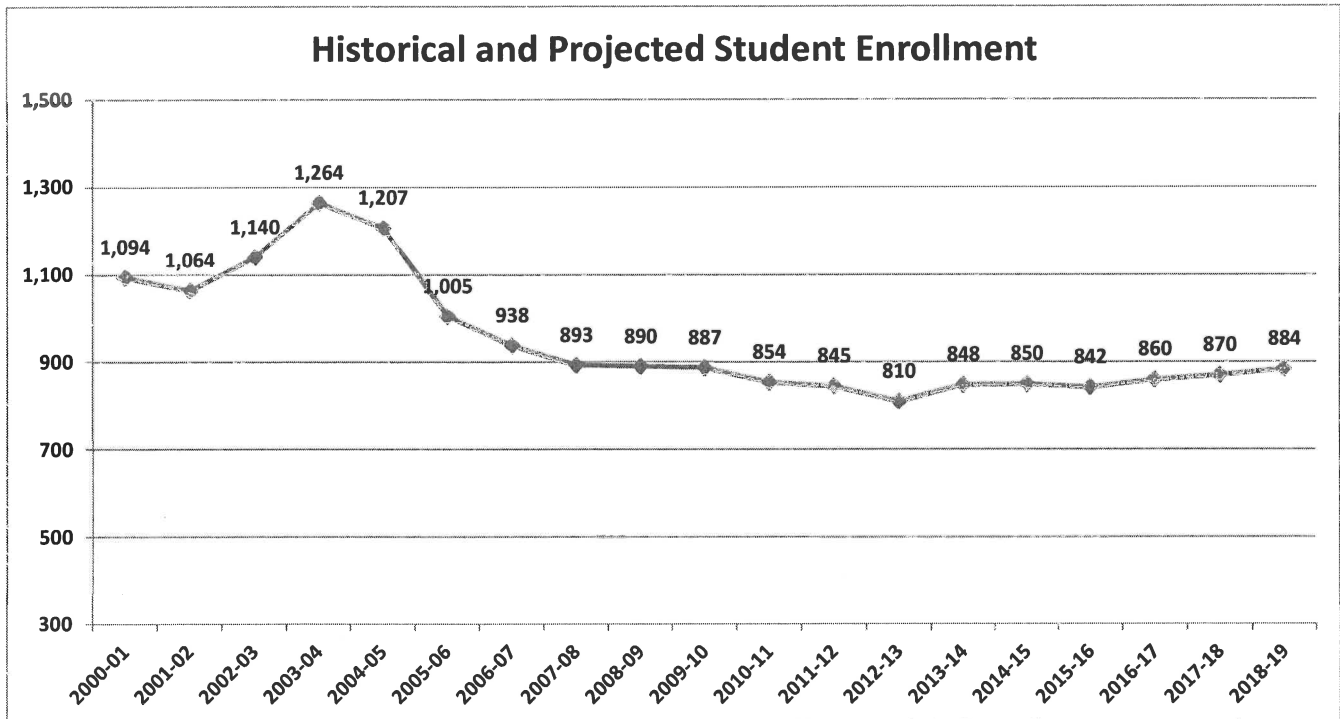
The School Board of Sarasota County, Florida
Student Enrollment for the Period 2013-2014 through 2018-2019

Historical Student enrollment by Grade level information (Based upon October of each school year)

Booker Middle School

School Principal:	Ms. LaShawn Houston - Frost	Year School Opened	1992
School Address:	2250 Myrtle Street Sarasota FL. 34234	Year Renovated	N/A
School Phone	(941) 359-5824	Free / Reduced Lunch Percentage	80.33%
School Web Site	bookermiddleschool.org	Title One School	Yes

Student Enrollment by Grade Level								
Grade Level	2011-2012	2012-2013	2013-2014	2014-2015	2015-2016	2016-2017	2017-2018	2018-2019
Sixth	299	283	276	264	278	287	290	294
Seventh	284	268	291	282	270	276	282	288
Eighth	262	259	281	304	295	298	299	302
Total by Grade	845	810	848	850	842	860	870	884
Students by Program funded through the Florida Education Finance Program								
Basic Education	594	586	622	623	617	631	638	648
E.S.O.L.	30	30	10	10	10	11	11	11
Students with Disabilities 4-8	200	188	216	216	214	219	221	225
ESE Level 4			0	0	0	0	0	0
ESE Level 5			0	0	0	0	0	0
Career Education						0	0	0
Total Students by Program	824	804	848	850	842	860	870	884

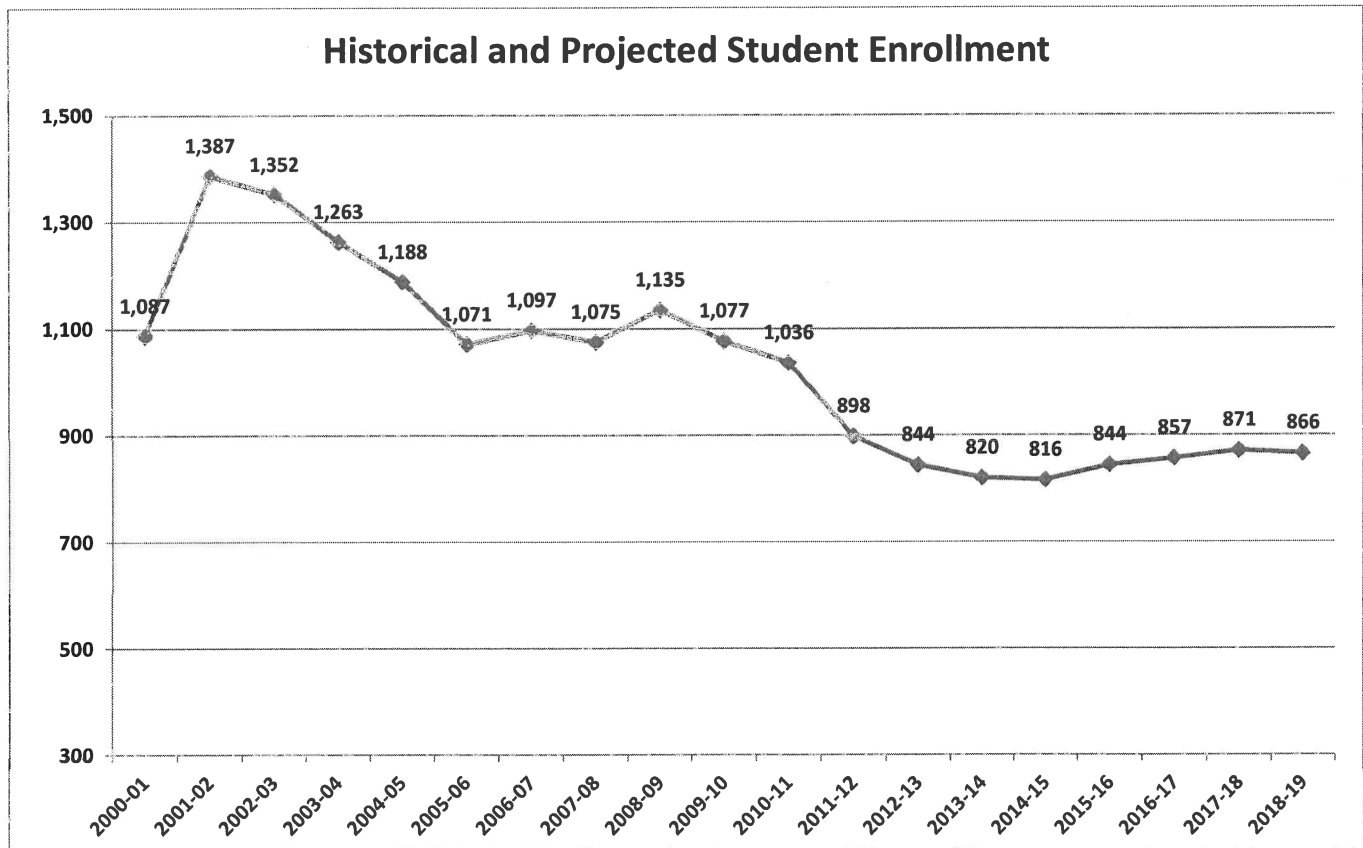


The School Board of Sarasota County, Florida
Student Enrollment for the Period 2013-2014 through 2018-2019

Historical Student enrollment by Grade level information (Based upon October of each school year)
Brookside Middle School

School Principal:	Ms. Kristine Lawrence	Year School Opened	1,955
School Address:	3636 South Shade Ave. Sarasota, Florida 34239	Year Renovated	2,000
School Phone	(941) 361-6472	Free / Reduced Lunch Percentage	63.22%
School Web Site	sarasotacountyschools.net/brookside	Title One School	No

Student Enrollment by Grade Level								
Grade Level	2011-2012	2012-2013	2013-2014	2014-2015	2015-2016	2016-2017	2017-2018	2018-2019
Sixth	289	245	284	289	300	302	301	303
Seventh	311	294	248	270	285	291	288	284
Eighth	298	305	288	257	259	263	283	279
Total by Grade	898	844	820	816	844	857	871	866
Students by Program funded through the Florida Education Finance Program								
Basic Education	678	654	633	630	651	661	672	668
E.S.O.L.	17	16	19	19	20	20	20	20
Students with Disabilities 4-8	201	168	161	160	166	168	171	170
ESE Level 4	1		0	0	0	0	0	0
ESE Level 5	0	0	1	0	0	0	0	0
Career Education						0	0	0
Total Students by Program	897	838	814	809	837	850	864	858

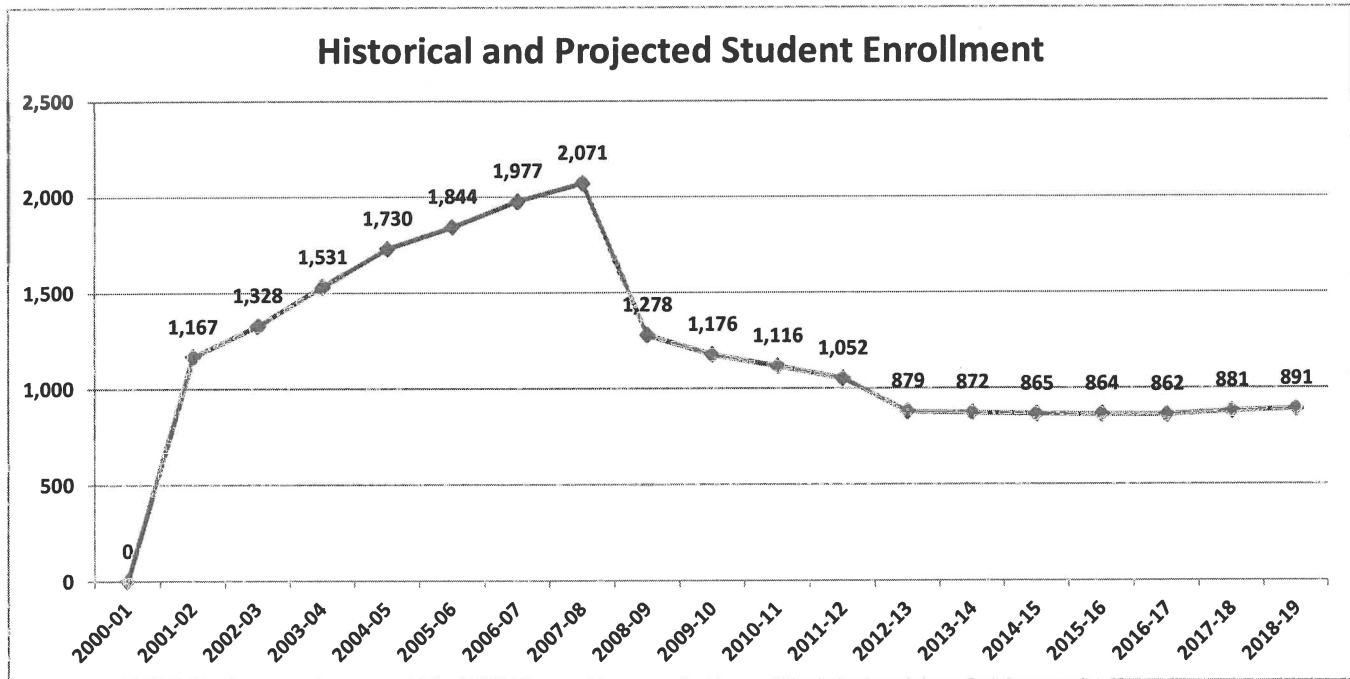


The School Board of Sarasota County, Florida
Student Enrollment for the Period 2013-2014 through 2018-2019

Historical Student enrollment by Grade level information (Based upon October of each school year)
Heron Creek Middle School

School Principal:	Mr. Mathew Gruhl	Year School Opened	2,003
School Address:	6501 West Price Blvd North Port FL 34286	Year Renovated	N/A
School Phone	(941) 480-3371	Free / Reduced Lunch Percentage	71.25%
School Web Site	sarasotacountyschools.net/hcms	Title One School	No

Student Enrollment by Grade Level								
Grade Level	2011-2012	2012-2013	2013-2014	2014-2015	2015-2016	2016-2017	2017-2018	2018-2019
Sixth	324	273	280	288	290	297	299	305
Seventh	367	278	298	287	287	279	300	303
Eighth	361	328	294	290	287	286	282	283
Total by Grade	1,052	879	872	865	864	862	881	891
Students by Program funded through the Florida Education Finance Program								
Basic Education	850	696	679	675	674	673	688	696
E.S.O.L.	24	18	14	14	14	14	14	14
Students with Disabilities 4-8	183	167	173	172	172	171	175	177
ESE Level 4			0	0	0	0	0	0
ESE Level 5			0	0	0	0	0	0
Career Education								
Total Students by Program	1,057	881	865	861	860	858	877	887

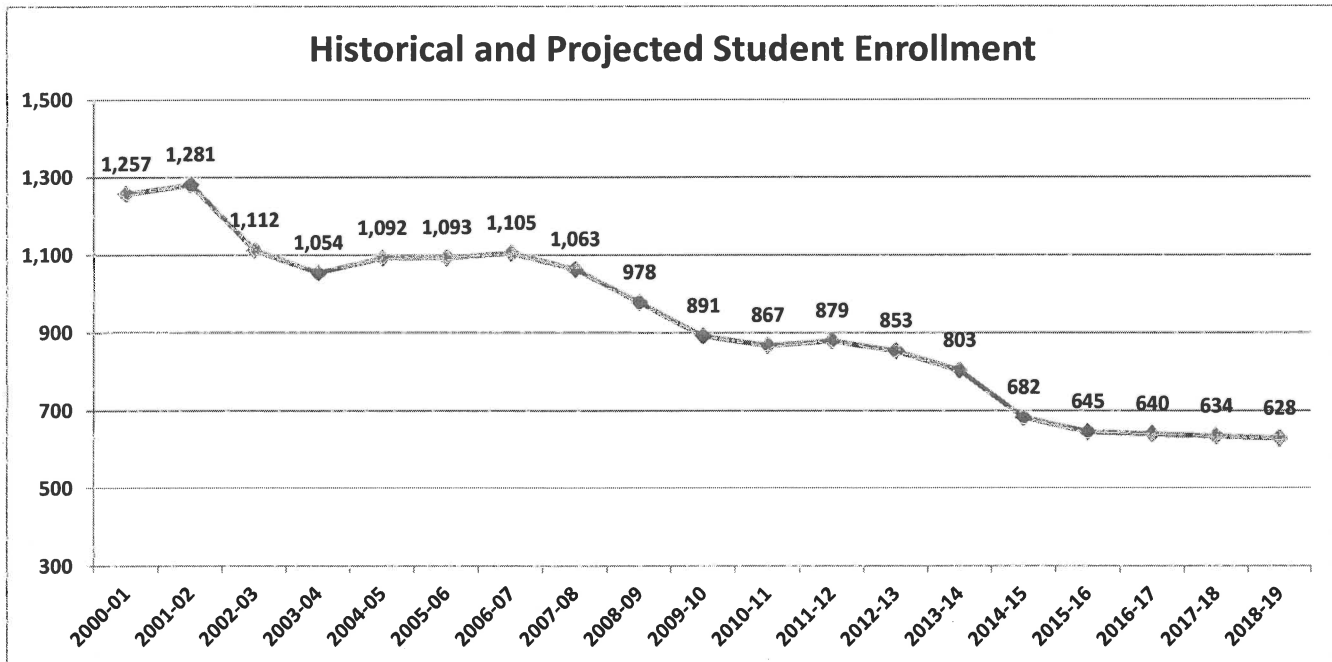


The School Board of Sarasota County, Florida
Student Enrollment for the Period 2013-2014 through 2018-2019

Historical Student enrollment by Grade level information (Based upon October of each school year)
McIntosh Middle School

School Principal:	Dr. Harriet Moore	Year School Opened	1961
School Address:	701 South McIntosh Road Sarasota FL 34232	Year Renovated	2006
School Phone	(941) 361-6520	Free / Reduced Lunch Percentage	55.34%
School Web Site	sarasotacountyschools.net/mcintosh	Title One School	No

Student Enrollment by Grade Level								
Grade Level	2011-2012	2012-2013	2013-2014	2014-2015	2015-2016	2016-2017	2017-2018	2018-2019
Sixth	278	266	253	198	218	216	214	212
Seventh	313	283	262	223	206	204	201	199
Eighth	288	304	288	261	221	220	218	217
Total by Grade	879	853	803	682	645	640	634	628
Students by Program funded through the Florida Education Finance Program								
Basic Education	681	655	606	515	487	483	479	474
E.S.O.L.	13	9	10	9	8	8	8	8
Students with Disabilities 4-8	190	184	171	146	138	137	135	134
ESE Level 4			0	0	0	0	0	0
ESE Level 5		0	0	0	0	0	0	0
Career Education						0	0	0
Total Students by Program	884	848	788	669	633	628	622	617

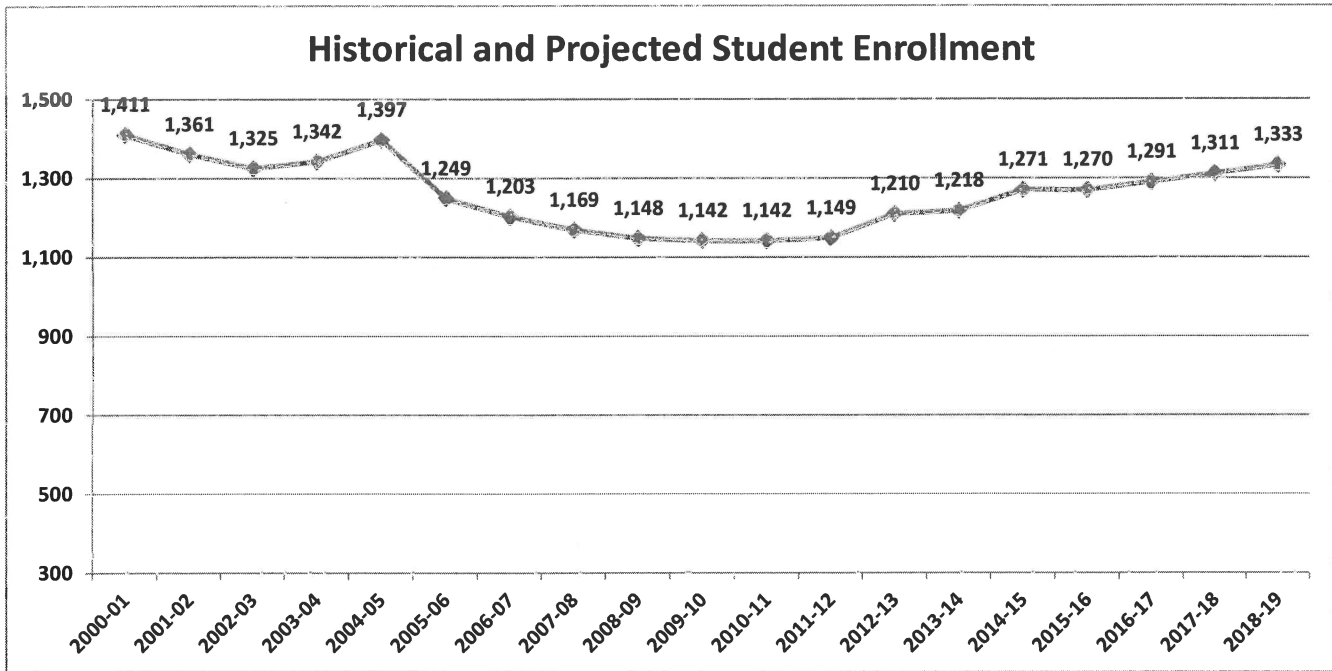


The School Board of Sarasota County, Florida
Student Enrollment for the Period 2013-2014 through 2018-2019

Historical Student enrollment by Grade level information (Based upon October of each school year)
Sarasota Middle School

School Principal:	Ms. Karen Rose	Year School Opened	1992
School Address:	4826 Ashton Road Sarasota, FL 34231	Year Renovated	N/A
School Phone	(941) 361-6464	Free / Reduced Lunch Percentage	30.67%
School Web Site	www.sarasotamiddleschool.com	Title One School	No

Student Enrollment by Grade Level								
Grade Level	2011-2012	2012-2013	2013-2014	2014-2015	2015-2016	2016-2017	2017-2018	2018-2019
Sixth	350	418	395	422	438	445	452	459
Seventh	411	390	444	397	437	453	469	486
Eighth	388	402	379	452	395	393	390	388
Total by Grade	1,149	1,210	1,218	1,271	1,270	1,291	1,311	1,333
Students by Program funded through the Florida Education Finance Program								
Basic Education	731	701	630	657	657	667	678	689
E.S.O.L.	12	14	12	13	13	13	13	13
Students with Disabilities 4-8	399	493	575	600	600	609	619	629
ESE Level 4	0	0	0	0	0	0	0	0
ESE Level 5	0	0	0	0	0	0	0	0
Career Education						0	0	0
Total Students by Program	1,142	1,208	1,217	1,270	1,269	1,289	1,310	1,332

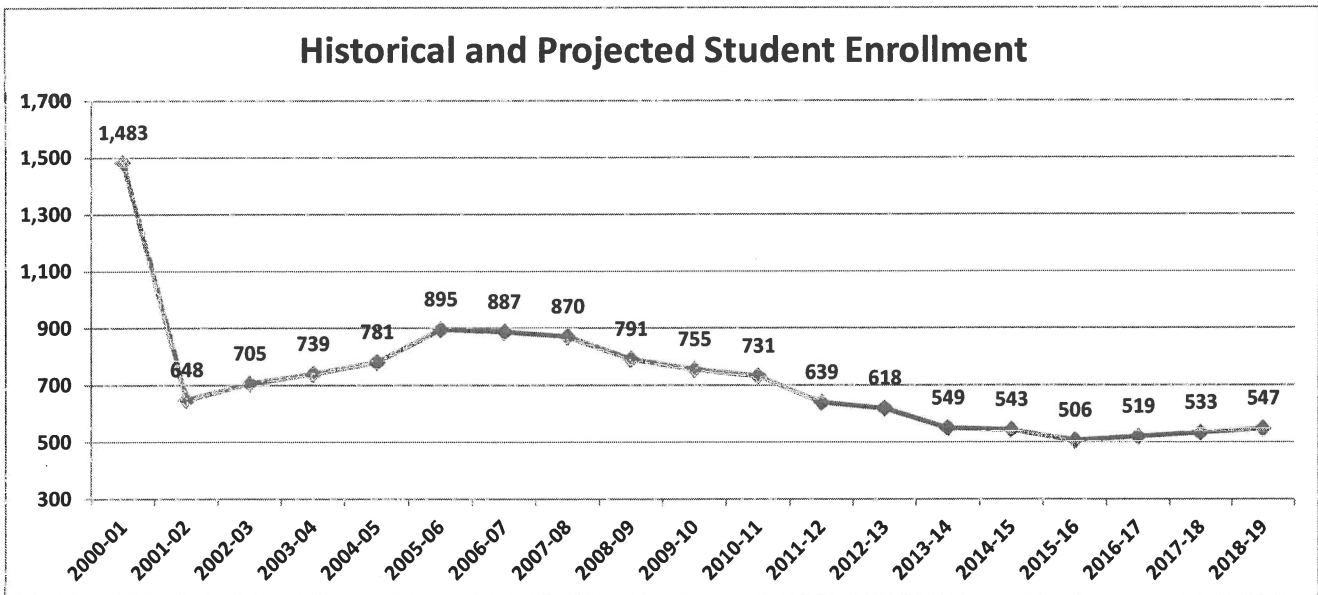


The School Board of Sarasota County, Florida
Student Enrollment for the Period 2013-2014 through 2018-2019

Historical Student enrollment by Grade level information (Based upon October of each school year)
Venice Middle School

School Principal:	Dr. Karin Schmidt	Year School Opened	1984
School Address:	1900 Center Road Venice, FL 34292	Year Renovated	N/A
School Phone	(941) 486-2100	Free / Reduced Lunch Percentage	46.13%
School Web Site	sarasotacountyschools.net/vms	Title One School	No

Student Enrollment by Grade Level								
Grade Level	2011-2012	2012-2013	2013-2014	2014-2015	2015-2016	2016-2017	2017-2018	2018-2019
Sixth	176	200	137	174	184	189	194	199
Seventh	209	182	223	140	176	179	181	184
Eighth	254	236	189	229	146	152	158	164
Total by Grade	639	618	549	543	506	519	533	547
Students by Program funded through the Florida Education Finance Program								
Basic Education	444	421	376	372	346	355	365	374
E.S.O.L.	3	6	6	6	6	6	6	6
Students with Disabilities 4-8	197	185	162	160	149	153	157	161
ESE Level 4	0	1	0	0	0	0	0	0
ESE Level 5	0	0	0	0	0	0	0	0
Career Education						0	0	0
Total Students by Program	644	613	545	539	502	515	528	542

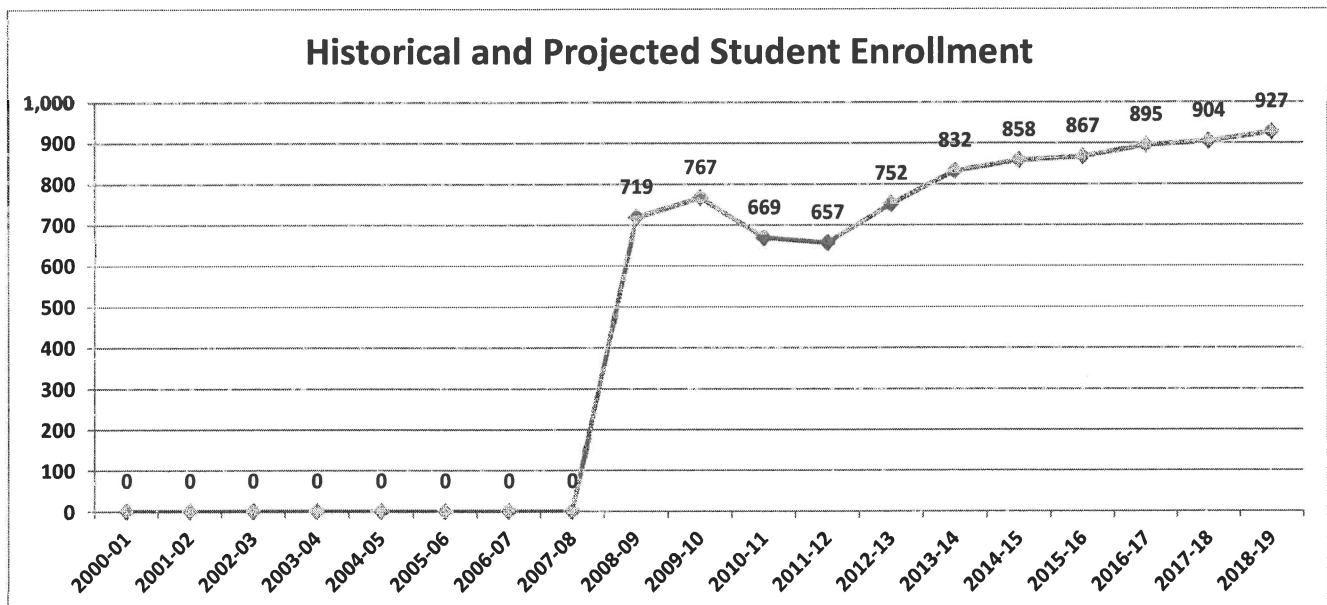


The School Board of Sarasota County, Florida
Student Enrollment for the Period 2013-2014 through 2018-2019

Historical Student enrollment by Grade level information (Based upon October of each school year)
Woodland Middle

School Principal:	Dr. Cindy Hall	Year School Opened	2008
School Address:	2700 Panacea Blvd. North Port FL 34289	Year Renovated	N/A
School Phone	(941) 240-8590	Free / Reduced Lunch Percentage	64.21%
School Web Site	sarasotacountyschools.net/woodland	Title One School	No

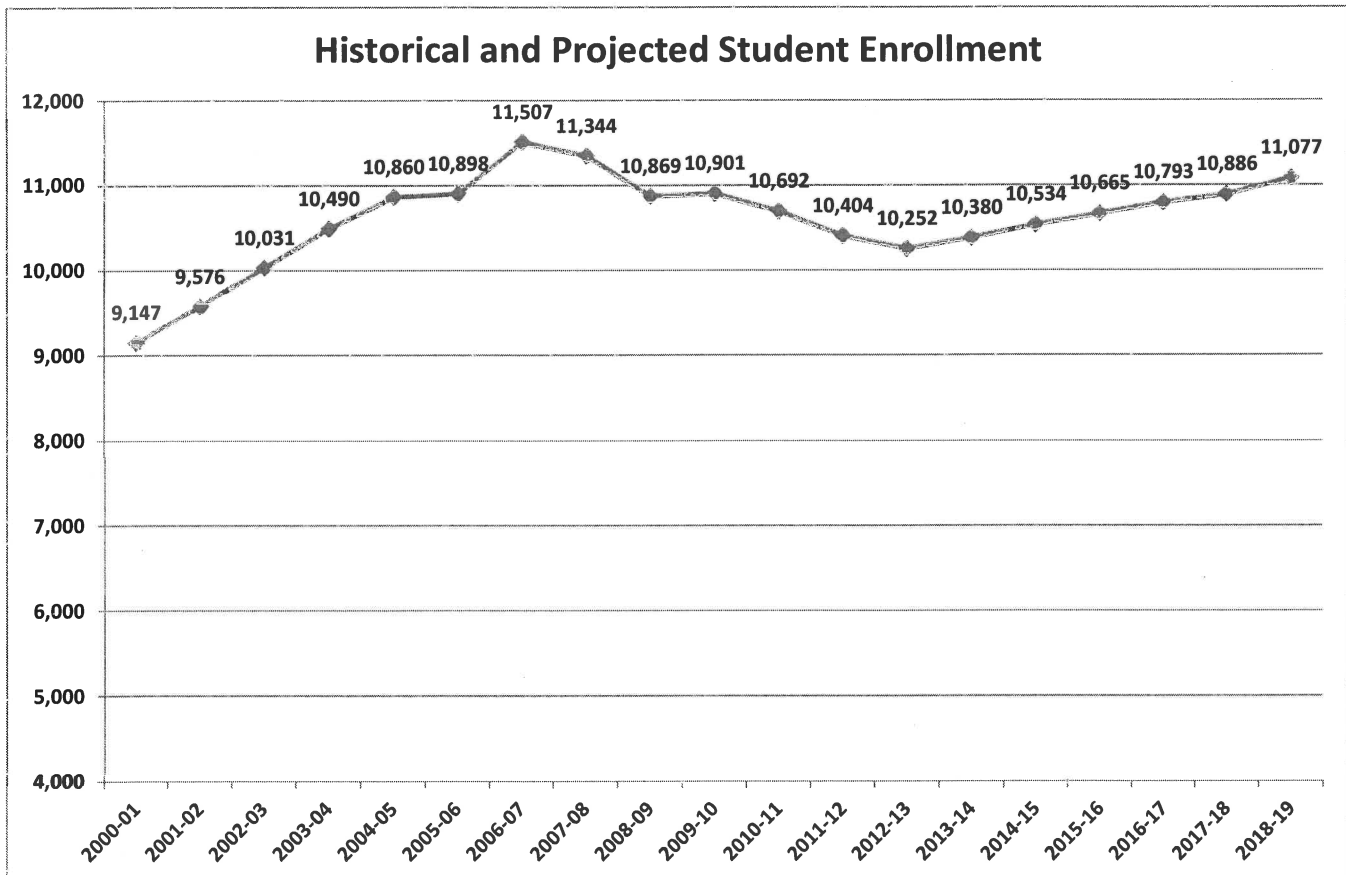
Student Enrollment by Grade Level								
Grade Level	2011-2012	2012-2013	2013-2014	2014-2015	2015-2016	2016-2017	2017-2018	2018-2019
Sixth	237	275	294	263	283	293	294	298
Seventh	196	264	265	300	266	268	271	274
Eighth	224	213	273	295	319	333	339	356
Total by Grade	657	752	832	858	867	895	904	927
Students by Program funded through the Florida Education Finance Program								
Basic Education	533	623	692	713	721	743	751	771
E.S.O.L.	13	13	10	11	11	11	11	12
Students with Disabilities 4-8	104	111	123	126	128	132	133	137
ESE Level 4	0	0	0	0	0	0	0	0
ESE Level 5	0	0	0	0	0	0	0	0
Career Education						0	0	0
Total Students by Program	650	747	825	850	860	887	896	919



The School Board of Sarasota County, Florida
Student Enrollment for the Period 2013-2014 through 2018-2019

Historical Student enrollment by Grade level information (Based upon October of each school year)
Total of all High Schools

Student Enrollment by Grade Level								
Grade Level	2011-2012	2012-2013	2013-2014	2014-2015	2015-2016	2016-2017	2017-2018	2018-2019
Pre Kindergarten	51	70	48	43	43	43	43	43
Ninth	2,733	2,691	2,899	2,838	2,735	2,789	2,862	2,925
Tenth	2,662	2,541	2,673	2,860	2,769	2,760	2,767	2,873
Eleventh	2,616	2,516	2,438	2,569	2,737	2,796	2,747	2,772
Twelfth	2,342	2,434	2,322	2,224	2,382	2,406	2,467	2,465
Total by Grade	10,404	10,252	10,380	10,534	10,665	10,793	10,886	11,077
Students by Program funded through the Florida Education Finance Program								
Basic Education	7,383	7,757	7,600	7,686	7,781	7,872	7,941	8,081
E.S.O.L.	156	158	151	134	135	136	137	139
Students with Disabilities K-3	0	0	1	1	1	1	1	1
Students with Disabilities 4-8	0	0	0	0	0	0	0	0
Students with Disabilities 9-12	1,469	1,378	1,342	1,365	1,383	1,401	1,411	1,436
ESE Level 4	3	17	28	26	26	26	26	27
ESE Level 5	5	2	2	2	3	3	3	3
Career Education	785	288	750	763	774	785	794	809
Total Students by Program	9,801	9,600	9,876	9,978	10,102	10,224	10,313	10,495



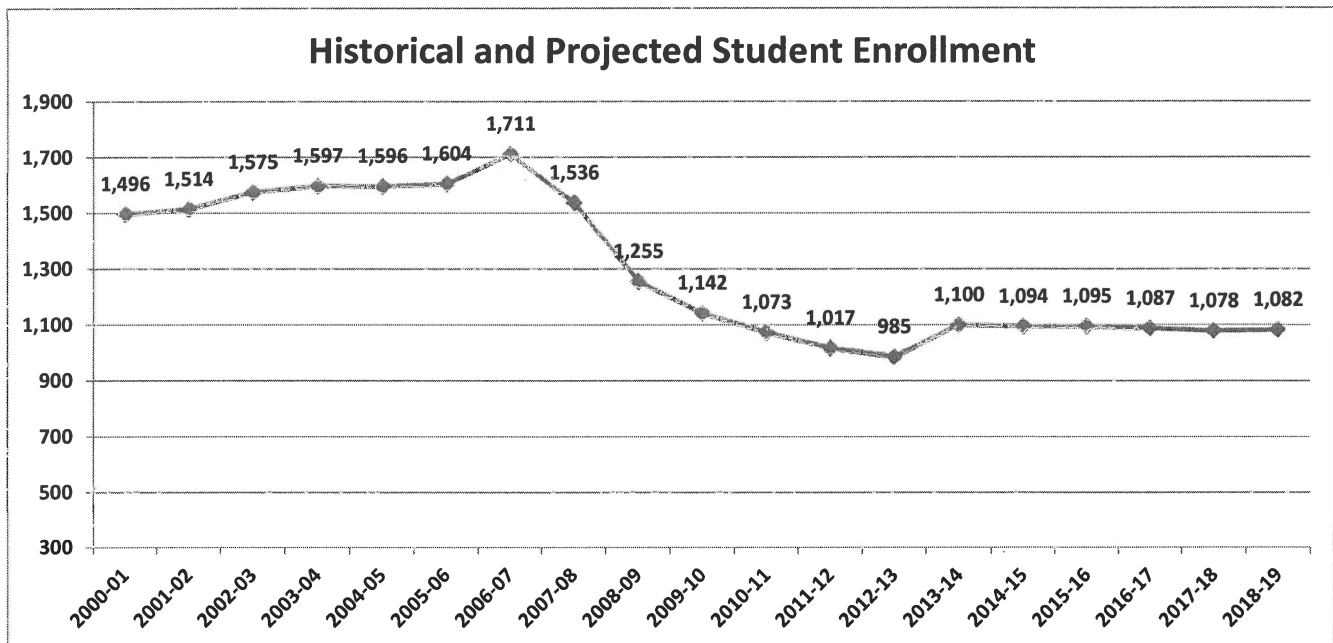
The School Board of Sarasota County, Florida
Student Enrollment for the Period 2013-2014 through 2018-2019

Historical Student enrollment by Grade level information (Based upon October of each school year)

Booker High School

School Principal:	Dr. Rachel Shelley	Year School Opened	1953
School Address:	3201 N. Orange Avenue Sarasota, FL 34234	Year Renovations to be Finished	2014
School Phone	(941) 355-2967	Free / Reduced Lunch Percentage	65.32%
School Web Site	sarasotacountyschools.net/bhs	Title One School	No

Student Enrollment by Grade Level								
Grade Level	2011-2012	2012-2013	2013-2014	2014-2015	2015-2016	2016-2017	2017-2018	2018-2019
Pre Kindergarten			0	0	0	0	0	0
Ninth	298	256	349	330	300	298	306	312
Tenth	271	261	265	316	308	287	278	289
Eleventh	239	262	260	232	294	278	273	258
Twelfth	209	206	226	216	193	224	221	223
Total by Grade	1,017	985	1,100	1,094	1,095	1,087	1,078	1,082
Students by Program funded through the Florida Education Finance Program								
Basic Education	685	683	764	760	760	755	749	751
E.S.O.L.	25	29	36	31	31	31	31	31
Students with Disabilities K-3			0	0	0	0	0	0
Students with Disabilities 4-8			0	0	0	0	0	0
Students with Disabilities 9-12	180	180	173	172	172	171	170	170
ESE Level 4	2	2	2	2	2	2	2	2
ESE Level 5	2	0	1	1	1	1	1	1
Career Education	53	28	66	65	65	65	64	65
Total Students by Program	947	922	1,041	1,031	1,032	1,025	1,016	1,020



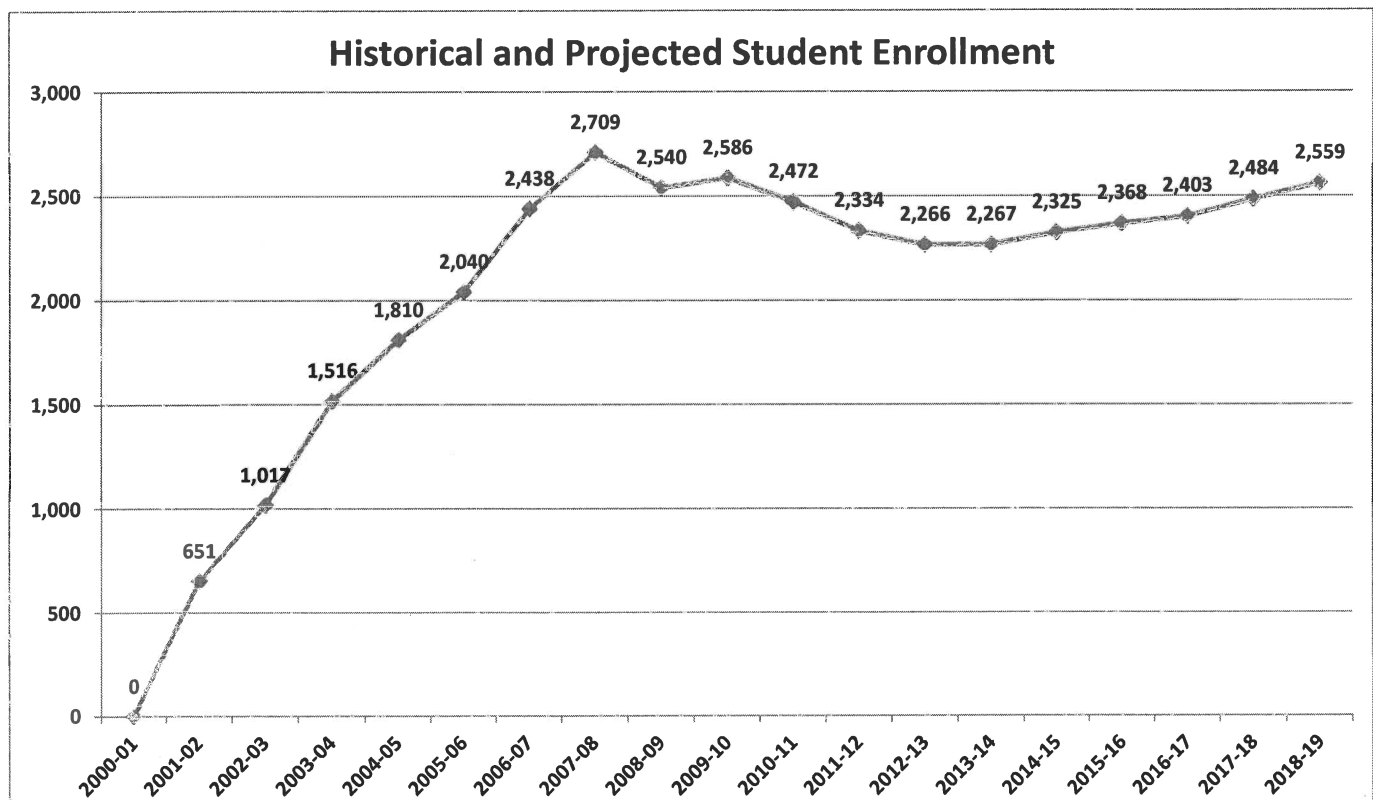
The School Board of Sarasota County, Florida
Student Enrollment for the Period 2013-2014 through 2018-2019

Historical Student enrollment by Grade level information (Based upon October of each school year)

North Port High School

School Principal:	Mr. David Jones	Year School Opened	2001
School Address:	6400 W. Price Blvd. North Port, FL 34287	Year Renovated	N/A
School Phone	(941) 423-8558	Free / Reduced Lunch Percentage	61.13%
School Web Site	sarasotacountyschools.net/nphs	Title One School	No

Student Enrollment by Grade Level								
Grade Level	2011-2012	2012-2013	2013-2014	2014-2015	2015-2016	2016-2017	2017-2018	2018-2019
Pre Kindergarten	8	9	7	11	11	11	11	11
Ninth	608	590	630	639	620	651	692	716
Tenth	634	532	582	596	617	598	629	668
Eleventh	574	574	501	557	566	596	578	607
Twelfth	510	561	547	522	554	547	575	558
Total by Grade	2,334	2,266	2,267	2,325	2,368	2,403	2,484	2,559
Students by Program funded through the Florida Education Finance Program								
Basic Education	1,746	1,791	1,683	1,726	1,758	1,784	1,845	1,900
E.S.O.L.	46	33	29	26	26	27	28	29
Students with Disabilities K-3			0	0	0	0	0	0
Students with Disabilities 4-8		0	0	0	0	0	0	0
Students with Disabilities 9-12	260	255	268	275	280	285	294	303
ESE Level 4	1	4	3	3	3	3	4	4
ESE Level 5	0		0	0	0	0	0	0
Career Education	199	74	193	198	202	205	212	218
Total Students by Program	2,252	2,157	2,177	2,229	2,270	2,304	2,382	2,454

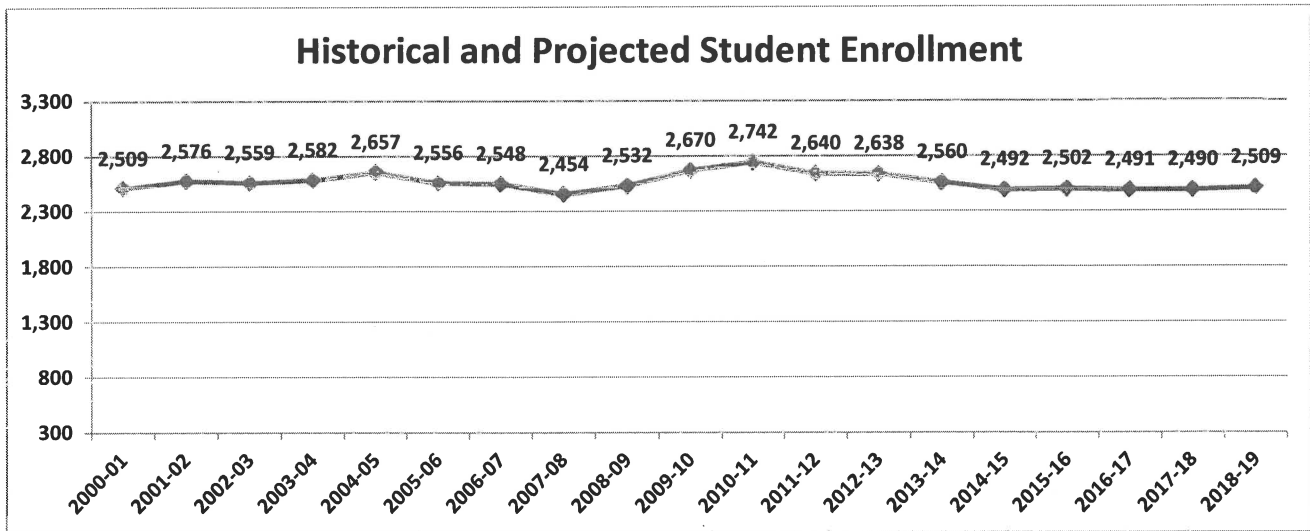


The School Board of Sarasota County, Florida
Student Enrollment for the Period 2013-2014 through 2018-2019

Historical Student enrollment by Grade level information (Based upon October of each school year)
Riverview High School

School Principal:	Ms. Linda Nook	Year School Opened	1957
School Address:	One Ram Way Sarasota, FL 34231	Year Renovated	2009
School Phone	(941) 923-1484	Free / Reduced Lunch Percentage	35.16%
School Web Site	sarasotacountyschools.net/schools/riverview	Title One School	No

Student Enrollment by Grade Level								
Grade Level	2011-2012	2012-2013	2013-2014	2014-2015	2015-2016	2016-2017	2017-2018	2018-2019
Pre Kindergarten	43	61	41	32	32	32	32	32
Ninth	669	622	654	612	613	618	629	637
Tenth	664	641	627	674	611	610	619	638
Eleventh	695	654	628	615	662	650	643	637
Twelfth	569	660	610	559	584	580	567	564
Total by Grade	2,640	2,638	2,560	2,492	2,502	2,491	2,490	2,509
Students by Program funded through the Florida Education Finance Program								
Basic Education	2,133	2,145	2,024	1,970	1,978	1,969	1,969	1,984
E.S.O.L.	36	42	33	28	28	28	28	29
Students with Disabilities K-3			1	1	1	1	1	1
Students with Disabilities 4-8			0	0	0	0	0	0
Students with Disabilities 9-12	207	215	238	231	232	231	231	233
ESE Level 4		11	20	20	20	20	20	20
ESE Level 5	1	1	0	0	0	0	0	0
Career Education	138	54	117	114	115	114	114	115
Total Students by Program	2,515	2,468	2,434	2,366	2,375	2,364	2,364	2,382



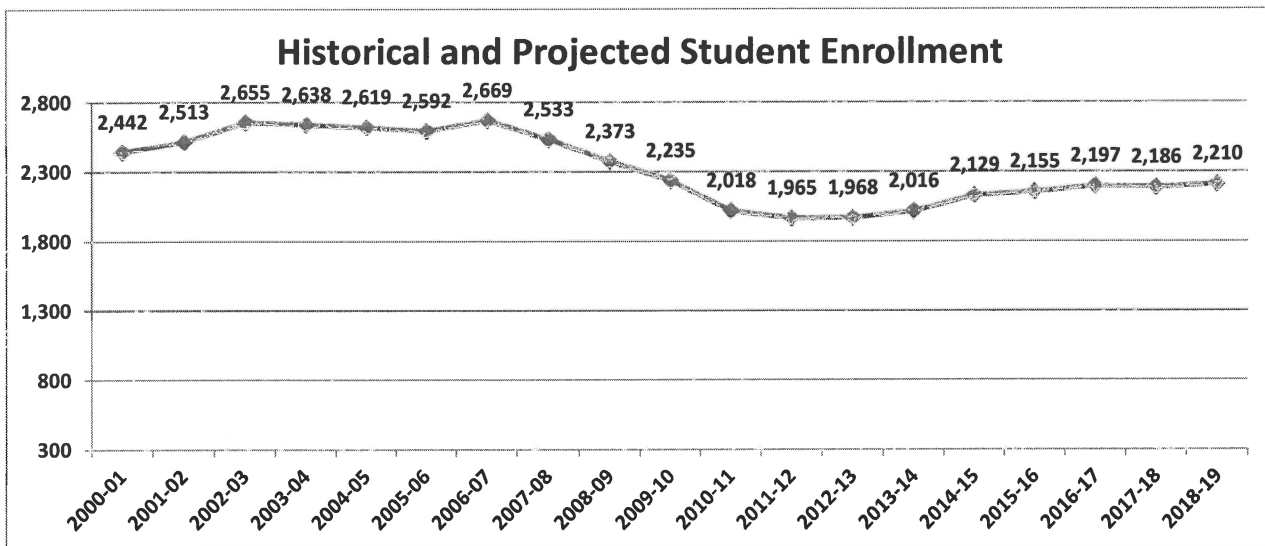
The School Board of Sarasota County, Florida
Student Enrollment for the Period 2013-2014 through 2018-2019

Historical Student enrollment by Grade level information (Based upon October of each school year)

Sarasota High School

School Principal:	Mr. Jeff Hradek	Year School Opened	1926
School Address:	1000 South School Avenue Sarasota, FL 34237	Year Renovated	2003
School Phone	(941) 955-0181	Free / Reduced Lunch Percentage	48.07%
School Web Site	sarasotacountyschools.net/shs	Title One School	No

Student Enrollment by Grade Level								
Grade Level	2011-2012	2012-2013	2013-2014	2014-2015	2015-2016	2016-2017	2017-2018	2018-2019
Pre Kindergarten			0	0	0	0	0	0
Ninth	542	545	604	556	526	528	529	536
Tenth	451	513	551	634	558	561	563	565
Eleventh	508	448	480	528	609	636	611	612
Twelfth	464	462	381	411	461	473	483	497
Total by Grade	1,965	1,968	2,016	2,129	2,155	2,197	2,186	2,210
Students by Program funded through the Florida Education Finance Program								
Basic Education	1,288	1,368	1,374	1,434	1,451	1,479	1,472	1,488
E.S.O.L.	39	40	43	39	40	41	40	41
Students with Disabilities K-3	0		0	0	0	0	0	0
Students with Disabilities 4-8	0		0	0	0	0	0	0
Students with Disabilities 9-12	394	387	400	417	422	431	428	433
ESE Level 4			2	0	0	0	0	0
ESE Level 5	1	1	1	1	1	1	1	1
Career Education	139	58	123	128	130	133	132	133
Total Students by Program	0	0	1,943	2,020	2,044	2,084	2,074	2,097



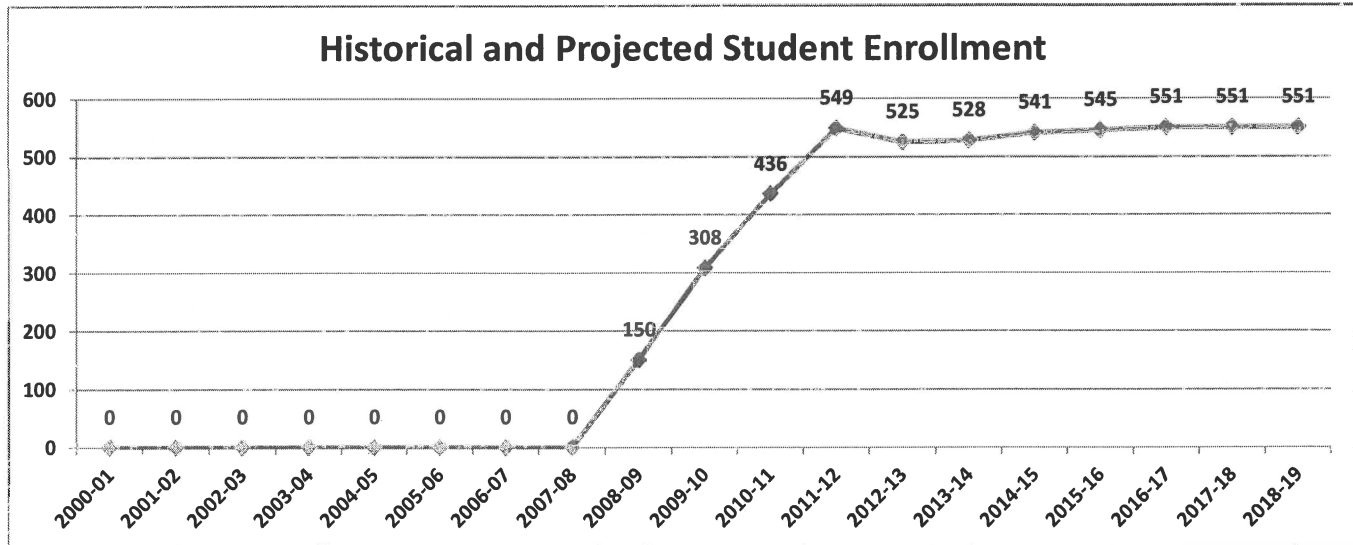
The School Board of Sarasota County, Florida
Student Enrollment for the Period 2013-2014 through 2018-2019

Historical Student enrollment by Grade level information (Based upon October of each school year)

Sarasota County Technical Institute Suncoast Polytechnical High School Program

School Principal:	Mr. Todd Bowden	Year School Opened	2008
School Address:	4650 Beneva Road Srasota, FL 34233	Year Renovated	N/A
School Phone	(941)921-3981	Free / Reduced Lunch Percentage	38.19%
School Web Site	sarasotacountyschools.net/sphs	Title One School	No

Student Enrollment by Grade Level								
Grade Level	2011-2012	2012-2013	2013-2014	2014-2015	2015-2016	2016-2017	2017-2018	2018-2019
Pre Kindergarten			0	0	0	0	0	0
Ninth	147	152	137	152	150	155	154	156
Tenth	140	130	140	131	140	138	142	140
Eleventh	130	126	134	142	128	134	131	138
Twelfth	132	117	117	116	127	124	124	117
Total by Grade	549	525	528	541	545	551	551	551
Students by Program funded through the Florida Education Finance Program								
Basic Education	286	371	370	379	382	385	385	385
E.S.O.L.	2	1	0	0	0	0	0	0
Students with Disabilities K-3	0	0	0	0	0	0	0	0
Students with Disabilities 4-8	0	0	0	0	0	0	0	0
Students with Disabilities 9-12	46	40	27	27	27	28	28	28
ESE Level 4	0	0	0	0	0	0	0	0
ESE Level 5	0	0	0	0	0	0	0	0
Career Education	84	8	74	75	76	77	77	77
Total Students by Program	418	420	470	482	486	490	490	490



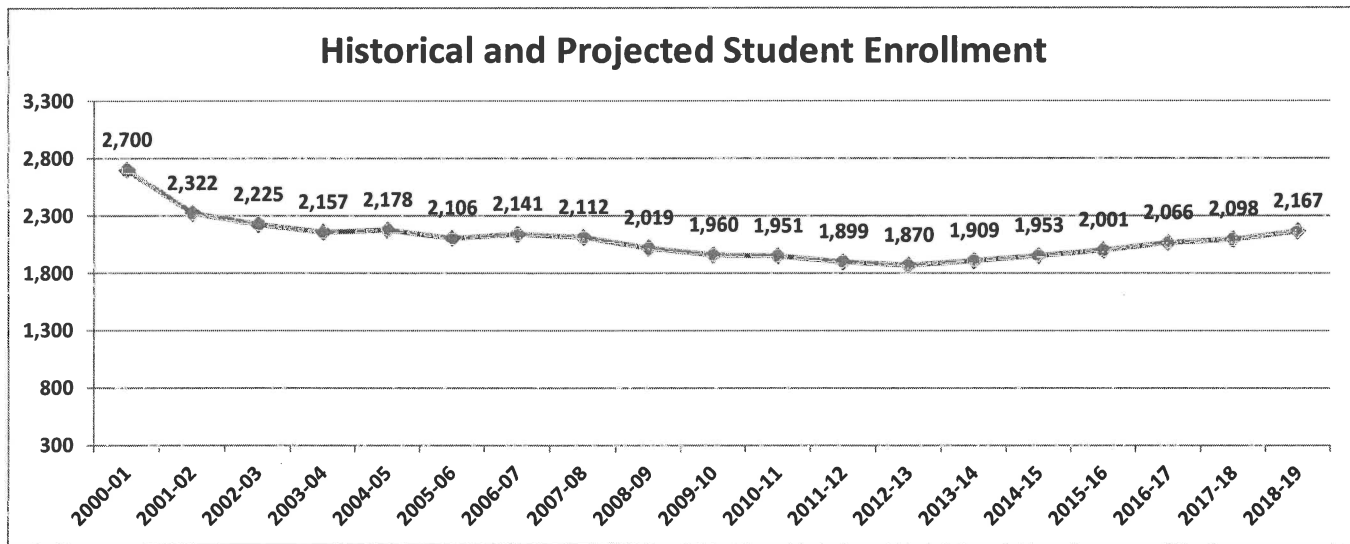
The School Board of Sarasota County, Florida
Student Enrollment for the Period 2013-2014 through 2018-2019

Historical Student enrollment by Grade level information (Based upon October of each school year)

Venice High

School Principal:	Mr. Jack Turgeon	Year School Opened	1955
School Address:	1 Indian Avenue Venice FL 34285	Year Renovations to be Finished	2014
School Phone	(941) 488-6726	Free / Reduced Lunch Percentage	36.38
School Web Site	sarasotacountyschools.net/schools/venicehigh	Title One School	No

Student Enrollment by Grade Level								
Grade Level	2011-2012	2012-2013	2013-2014	2014-2015	2015-2016	2016-2017	2017-2018	2018-2019
Pre Kindergarten			0	0	0	0	0	0
Ninth	469	526	525	549	526	539	552	569
Tenth	502	464	508	509	535	566	537	573
Eleventh	470	452	435	495	477	502	511	519
Twelfth	458	428	441	400	463	458	498	506
Total by Grade	1,899	1,870	1,909	1,953	2,001	2,066	2,098	2,167
Students by Program funded through the Florida Education Finance Program								
Basic Education	1,245	1,399	1,385	1,417	1,452	1,499	1,522	1,572
E.S.O.L.	8	13	10	9	9	9	9	10
Students with Disabilities K-3	0		0	0	0	0	0	0
Students with Disabilities 4-8	0		0	0	0	0	0	0
Students with Disabilities 9-12	382	301	236	242	248	256	260	268
ESE Level 4			1	1	1	1	1	1
ESE Level 5	1	0	0	0	0	0	0	0
Career Education	172	66	177	181	186	192	195	201
Total Students by Program	1,808	1,779	1,810	1,850	1,896	1,957	1,987	2,052

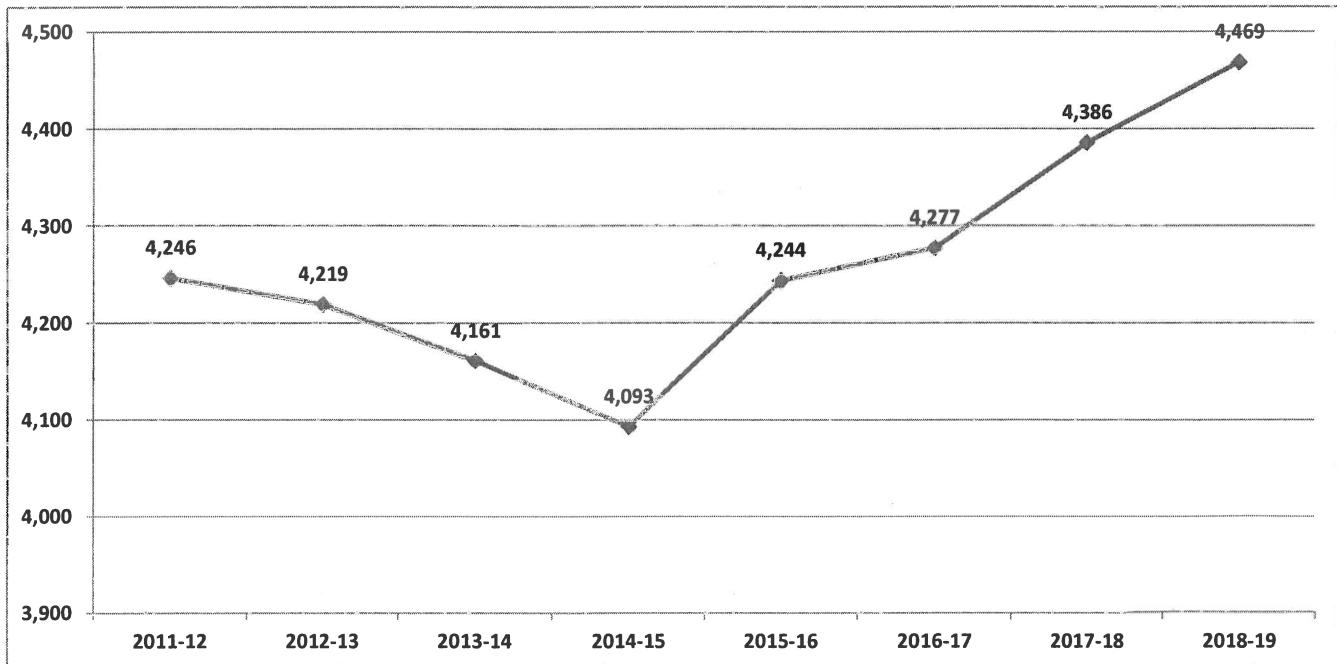


The School Board of Sarasota County, Florida
Student Enrollment for the Period 2013-2014 through 2018-2019

Historical Student enrollment by Grade level information (Based upon October of each school year)

Total of Other Schools

Student Enrollment by Grade Level								
Grade Level	2011-2012	2012-2013	2013-2014	2014-2015	2015-2016	2016-2017	2017-2018	2018-2019
PreKindergarten	112	60	58	59	63	63	63	63
Kindergarten	127	99	117	102	121	123	136	154
First	123	146	119	141	140	131	140	158
Second	247	227	253	223	220	267	258	280
Third	307	309	272	310	289	259	346	315
Fourth	330	347	344	302	322	339	304	406
Fifth	348	353	356	349	372	359	376	338
Sixth	479	481	395	472	489	498	470	489
Seventh	502	501	486	429	423	508	509	469
Eighth	480	499	487	467	483	429	513	512
Ninth	333	286	297	284	300	302	258	310
Tenth	272	309	270	278	281	271	273	231
Eleventh	270	255	298	260	267	280	270	273
Twelfth	316	347	409	417	473	447	469	472
Total by Grade	4,246	4,219	4,161	4,093	4,244	4,277	4,386	4,469
Students by Program funded through the Florida Education Finance Program								
Basic Education	854	872	877	852	902	932	971	993
E.S.O.L.	15	16	14	15	15	15	15	16
Students with Disabilities k-3	447	451	419	411	413	413	421	427
Students with Disabilities 4-8	1,503	1,510	1,419	1,424	1,427	1,422	1,447	1,470
Students with Disabilities 9-12	890	913	891	898	901	893	907	922
ESE Level 4	367	352	339	335	346	353	365	369
ESE Level 5	63	61	47	47	48	49	51	51
Career Education	1	0	1	0	1	1	1	1
Total Students by Program	4,140	4,175	4,006	3,982	4,053	4,078	4,179	4,249



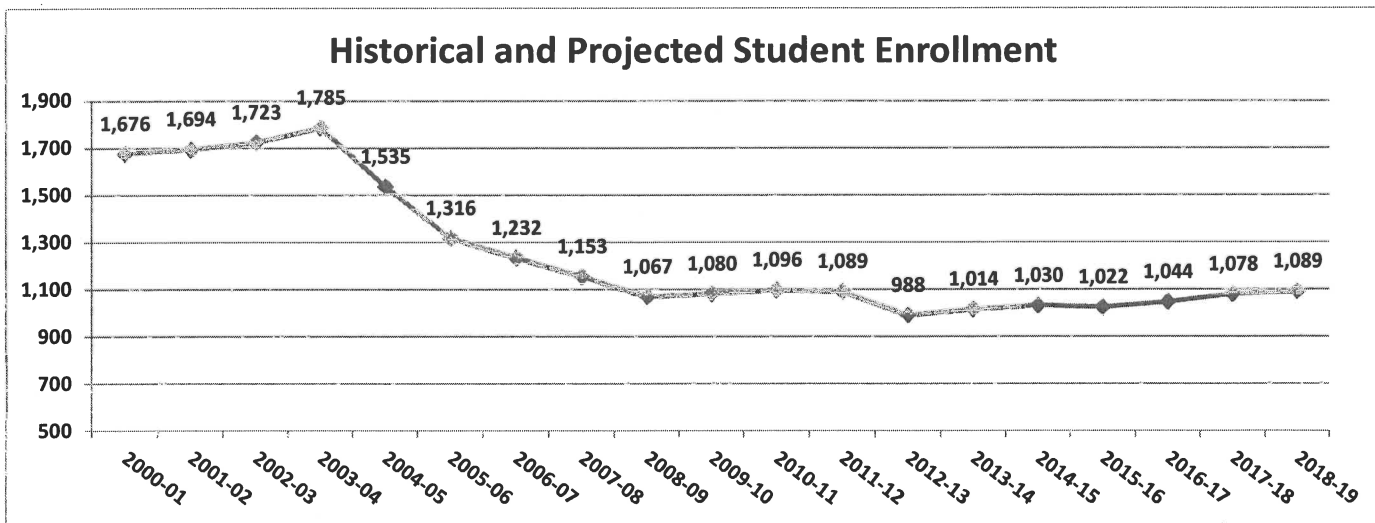
The School Board of Sarasota County, Florida
Student Enrollment for the Period 2013-2014 through 2018-2019

Historical Student enrollment by Grade level information (Based upon October of each school year)

Laurel Nokomis School

School Principal:	Ms. Nancy Dubin	Year School Opened	1993
School Address:	1900 East Laurel Rd. Nokomis, FL 34275	Year Renovated	N/A
School Phone	(941) 486-2171	Free / Reduced Lunch Percentage	42.81%
School Web Site	sarasotacountyschools.net/LNS	Title One School	No

Student Enrollment by Grade Level								
Grade Level	2011-2012	2012-2013	2013-2014	2014-2015	2015-2016	2016-2017	2017-2018	2018-2019
PreKindergarten	26	25	10	10	10	10	10	10
Kindergarten	101	72	99	87	105	110	117	123
First	99	101	80	118	102	108	114	120
Second	110	77	103	84	76	96	102	107
Third	103	99	89	120	104	77	98	103
Fourth	103	106	105	92	91	106	78	99
Fifth	114	108	116	115	112	97	114	83
Sixth	144	131	126	137	158	153	132	155
Seventh	129	147	138	132	127	160	155	134
Eighth	160	122	148	135	137	127	160	154
Total by Grade	1,089	988	1,014	1,030	1,022	1,044	1,078	1,089
Students by Program funded through the Florida Education Finance Program								
Basic Education	744	669	692	716	711	726	749	757
E.S.O.L.	15	16	14	15	15	15	15	15
Students with Disabilities k-3	99	84	88	91	90	92	95	96
Students with Disabilities 4-8	221	209	206	213	212	216	223	226
Students with Disabilities 9-12			0	0	0	0	0	0
ESE Level 4	9	10	10	10	10	11	11	11
ESE Level 5			0	0	0	0	0	0
Career Education			0	0	0	0	0	0
Total Students by Program	1,088	988	1,010	1,045	1,038	1,060	1,094	1,105



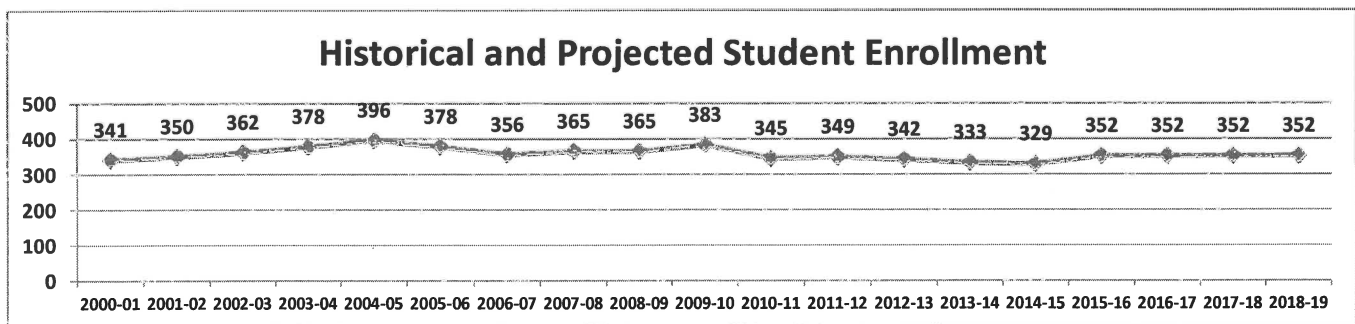
The School Board of Sarasota County, Florida
Student Enrollment for the Period 2013-2014 through 2018-2019

Historical Student enrollment by Grade level information (Based upon October of each school year)

Oak Park

School Principal:	Ms. Edwina Oliver	Year School Opened	1993
School Address:	7285 Proctor Road Sarasota, FL	Year Renovated	2007
School Phone	(941) 361-6428	Free / Reduced Lunch Percentage	70.72%
School Web Site	sarasotacountyschools.net/schools/oakpark	Title One School	No

Student Enrollment by Grade Level								
Grade Level	2011-2012	2012-2013	2013-2014	2014-2015	2015-2016	2016-2017	2017-2018	2018-2019
PreKindergarten			1	0	1	1	1	1
Kindergarten	4	4	7	3	6	6	6	6
First	13	11	7	9	7	7	7	7
Second	13	22	13	13	12	12	12	12
Third	29	18	23	25	23	23	23	23
Fourth	15	21	19	20	24	24	24	24
Fifth	23	20	19	20	24	24	24	24
Sixth	25	26	25	22	29	29	29	29
Seventh	24	24	27	24	29	29	29	29
Eighth	17	25	25	30	28	28	28	28
Ninth	27	18	18	21	18	18	18	18
Tenth	31	24	18	21	19	19	19	19
Eleventh	17	24	23	19	25	25	25	25
Twelfth	111	105	108	102	107	107	107	107
Total by Grade	349	342	333	329	352	352	352	352
Students by Program funded through the Florida Education Finance Program								
Basic Education			1	1	2	2	2	2
E.S.O.L.			0	0	0	0	0	0
Students with Disabilities k-3		1	0	0	0	0	0	0
Students with Disabilities 4-8	0	4	2	2	2	2	2	2
Students with Disabilities 9-12	1	2	7	7	7	7	8	8
ESE Level 4	288	283	284	287	295	302	311	315
ESE Level 5	58	55	44	44	46	47	48	49
Career Education			0	0	0	0	0	0
Total Students by Program	347	344	338	342	351	359	370	374



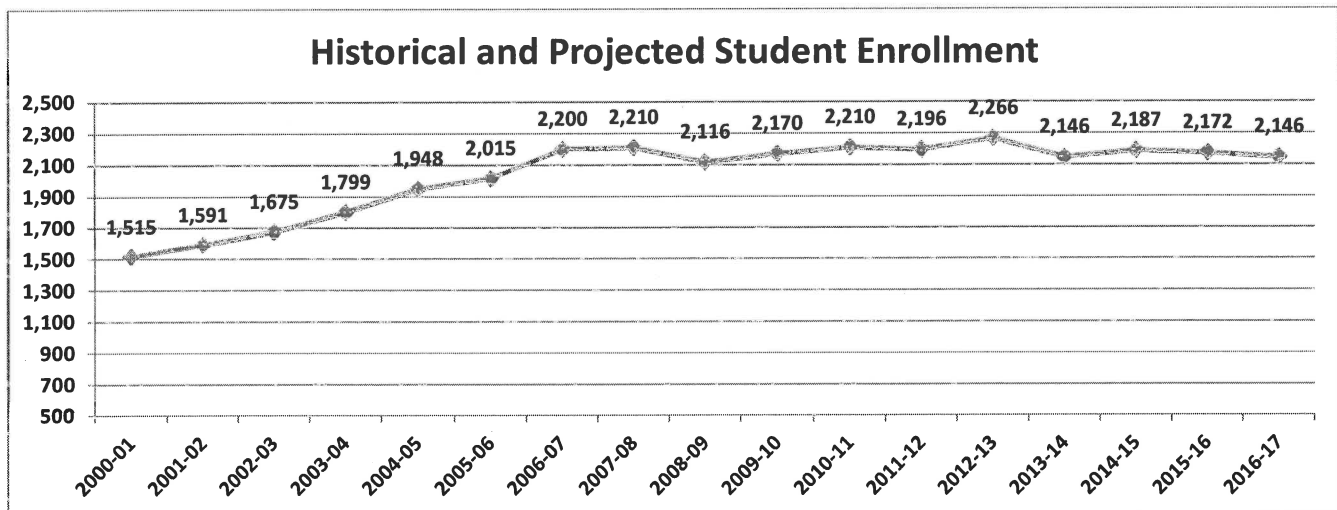
The School Board of Sarasota County, Florida
Student Enrollment for the Period 2013-2014 through 2018-2019

Historical Student enrollment by Grade level information (Based upon October of each school year)

Pine View

School Principal:	Dr. Stephen Covert	Year School Opened	1972
School Address:	1 Python Path Osprey, FL 34229	Year Renovated	1993
School Phone	(941) 486-2001	Free / Reduced Lunch Percentage	10.63%
School Web Site	sarasotacountyschools.net/pvs	Title One School	No

Student Enrollment by Grade Level								
Grade Level	2011-2012	2012-2013	2013-2014	2014-2015	2015-2016	2016-2017	2017-2018	2018-2019
Second	101	107	97	96	105	113	122	132
Third	143	150	126	140	133	144	155	167
Fourth	169	171	174	157	153	162	174	188
Fifth	176	178	174	177	197	173	182	197
Sixth	259	258	185	257	250	265	233	246
Seventh	281	268	260	211	215	257	273	240
Eighth	246	278	259	259	258	213	255	271
Ninth	259	214	233	228	219	218	181	216
Tenth	204	248	205	223	214	201	201	166
Eleventh	199	197	236	205	197	206	194	193
Twelfth	159	197	197	234	231	193	202	190
Total by Grade	2,196	2,266	2,146	2,187	2,172	2,146	2,172	2,206
Students by Program funded through the Florida Education Finance Program								
Basic Education	15	34	21	17	17	17	17	17
E.S.O.L.			0	0	0	0	0	0
Students with Disabilities k-3	240	256	221	222	220	217	220	224
Students with Disabilities 4-8	1,118	1,139	1,065	1,068	1,061	1,048	1,061	1,077
Students with Disabilities 9-12	793	803	789	791	785	776	785	798
Total Students by Program	2,166	2,232	2,096	2,098	2,083	2,058	2,083	2,116



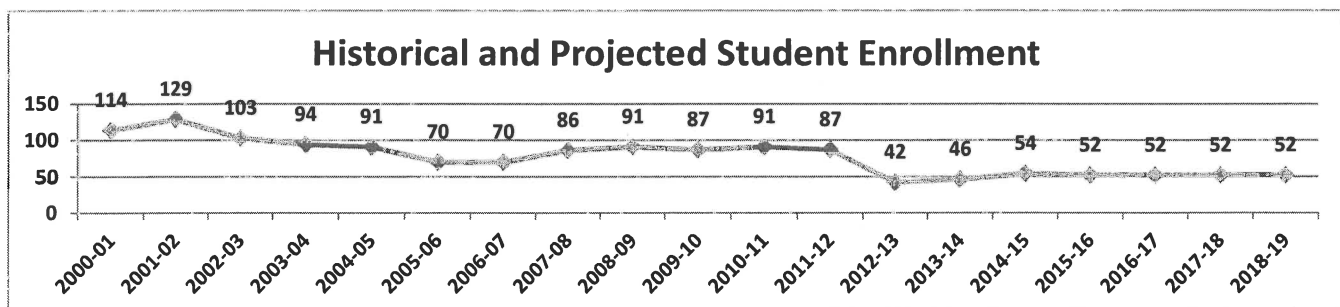
The School Board of Sarasota County, Florida
Student Enrollment for the Period 2013-2014 through 2018-2019

Historical Student enrollment by Grade level information (Based upon October of each school year)

ESE Special Programs

School Principal:	Ms. Sonia Figaredo-Alberts	Exceptional Education Programs services are
School Address:	1960 Landings Blvd. Sarasota, FL 34231	provided through contracted services.
School Phone	(941) 927-9000	Free / Reduced Lunch Percentage
School Web Site	sarasotacountyschools	Title One School
		N/A No

Student Enrollment by Grade Level								
Grade Level	2011-2012	2012-2013	2013-2014	2014-2015	2015-2016	2016-2017	2017-2018	2018-2019
PreKindergarten	86	34	46	47	50	50	50	50
Kindergarten			0	0	0	0	0	0
First			0	0	0	0	0	0
Second			0	0	0	0	0	0
Third			0	0	0	0	0	0
Fourth			0	0	0	0	0	0
Fifth			0	0	0	0	0	0
Sixth			0	1	0	0	0	0
Seventh			0	0	0	0	0	0
Eighth			0	0	0	0	0	0
Ninth			0	0	0	0	0	0
Tenth			0	1	0	0	0	0
Eleventh		2	0	0	0	0	0	0
Twelfth	1	6	0	5	2	2	2	2
Total by Grade	87	42	46	54	52	52	52	52
Students by Program funded through the Florida Education Finance Program								
Basic Education			0	0	0	0	0	0
E.S.O.L.			0	0	0	0	0	0
Students with Disabilities k-3	59	34	36	36	35	35	35	35
Students with Disabilities 4-8			0	0	0	0	0	0
Students with Disabilities 9-12	7	8	4	0	0	0	0	0
ESE Level 4	15	4	5	0	0	0	0	0
ESE Level 5			0	0	0	0	0	0
Career Education			0	0	0	0	0	0
Total Students by Program	81	46	45	36	35	35	35	35

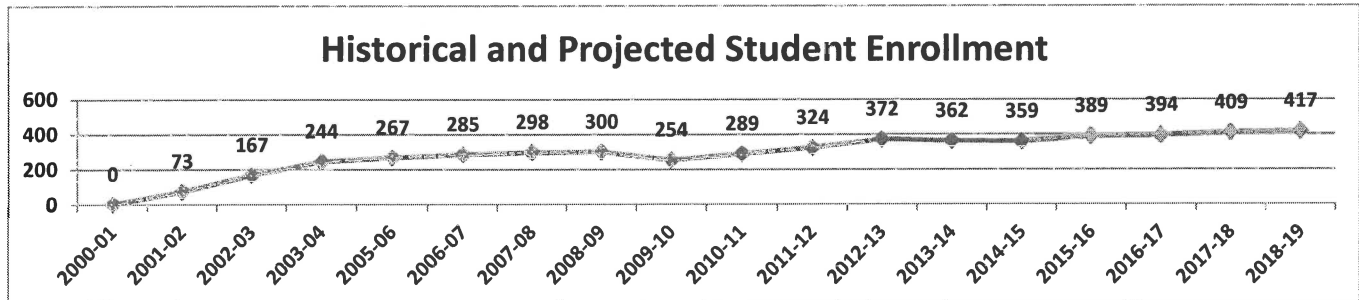


The School Board of Sarasota County, Florida
Student Enrollment for the Period 2013-2014 through 2018-2019

Historical Student enrollment by Grade level information (Based upon October of each school year)
S C H O O L : ESE Vouchers Private Schools (John McKay Scholarships)

Students must have been in a public school one year before being able to apply for a exceptional education voucher to attend a private school of their choice.

Student Enrollment by Grade Level								
Grade Level	2011-2012	2012-2013	2013-2014	2014-2015	2015-2016	2016-2017	2017-2018	2018-2019
PreKindergarten		1	1	2	2	2	2	2
Kindergarten	11	17	8	11	8	7	13	25
First	4	14	22	8	23	7	13	25
Second	15	9	19	25	19	38	13	25
Third	20	28	19	17	20	7	63	12
Fourth	31	30	32	25	38	28	9	79
Fifth	24	34	31	28	32	46	34	11
Sixth	31	38	38	43	42	42	49	29
Seventh	43	38	36	46	36	48	38	36
Eighth	38	39	33	27	37	37	49	38
Ninth	27	43	35	31	38	36	28	48
Tenth	24	29	36	29	36	38	36	28
Eleventh	35	21	29	32	30	32	34	32
Twelfth	21	31	23	35	28	28	27	27
Total by Grade	324	372	362	359	389	394	409	417
Students by Program funded through the Florida Education Finance Program								
Basic Education	9	41	56	63	69	70	72	74
E.S.O.L.	0	0	0	0	0	0	0	0
Students with Disabilities k-3	36	54	55	63	68	69	71	73
Students with Disabilities 4-8	135	131	123	139	151	153	159	162
Students with Disabilities 9-12	86	92	85	97	105	106	110	112
ESE Level 4	48	48	33	37	40	41	42	43
ESE Level 5	5	5	2	2	2	2	3	3
Career Education		0	0	0	0	0	0	0
Total Students by Program	319	371	355	402	435	441	457	466



The School Board of Sarasota County, Florida
Student Enrollment for the Period 2013-2014 through 2018-2019

Historical Student enrollment by Grade level information (Based upon October of each school year)
Virtual School Students being served by contracted providers (Cost Center 7001)

School Web Site

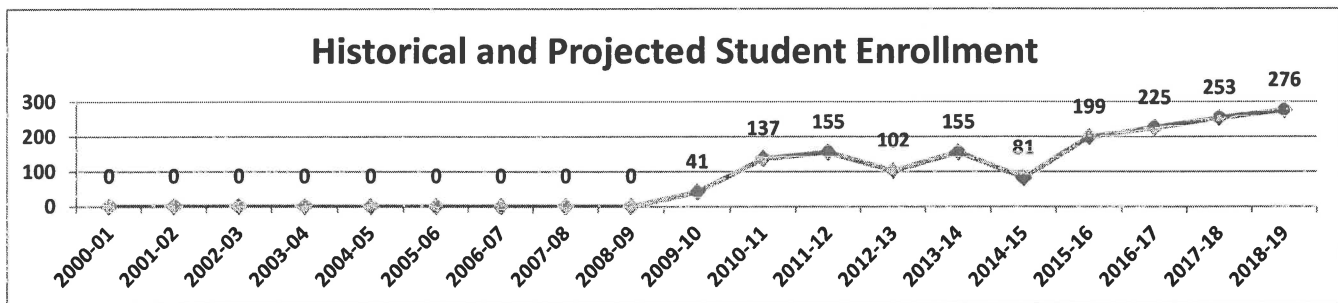
sarasotacountychools.net

Year School Opened

2009

The district virtual school was legislatively mandated. The school district contracts this service with an online provider approved by the Florida Department of Education.

Student Enrollment by Grade Level								
	2011-2012	2012-2013	2013-2014	2014-2015	2015-2016	2016-2017	2017-2018	2018-2019
PreKindergarten			0	0	0	0	0	0
Kindergarten	7	5	2	1	3	0	0	0
First	5	7	4	3	3	4	0	0
Second	5	6	6	3	6	5	6	0
Third	5	5	6	6	7	6	5	7
Fourth	11	7	2	3	15	17	16	13
Fifth	7	6	3	3	2	15	16	15
Sixth	12	7	6	2	4	3	20	22
Seventh	15	9	5	4	5	4	2	17
Eighth	12	12	8	3	11	11	8	5
Ninth	20	11	11	4	12	15	16	11
Tenth	13	8	11	4	12	13	17	18
Eleventh	19	11	10	4	15	17	17	23
Twelfth	24	8	81	41	105	117	130	145
Total by Grade	155	102	155	81	199	225	253	276
Students by Program funded through the Florida Education Finance Program								
Basic Education	86	79	61	31	79	90	101	110
E.S.O.L.	0	0	0	0	0	0	0	0
Students with Disabilities k-3	0	1	0	0	0	0	0	0
Students with Disabilities 4-8	3	0	1	0	1	1	2	2
Students with Disabilities 9-12	3	0	0	0	0	0	0	0
ESE Level 4	0	0	0	0	0	0	0	0
ESE Level 5	0	0	0	0	0	0	0	0
Career Education	1	0	1	0	1	1	1	1
Total Students by Program	93	80	62	32	81	92	103	112



The School Board of Sarasota County, Florida
Student Enrollment for the Period 2013-2014 through 2018-2019

Historical Student enrollment by Grade level information (Based upon October of each school year)

Virtual School Students being served by Sarasota County School Staff (Cost Center 7006 and 7004)

School Web Site

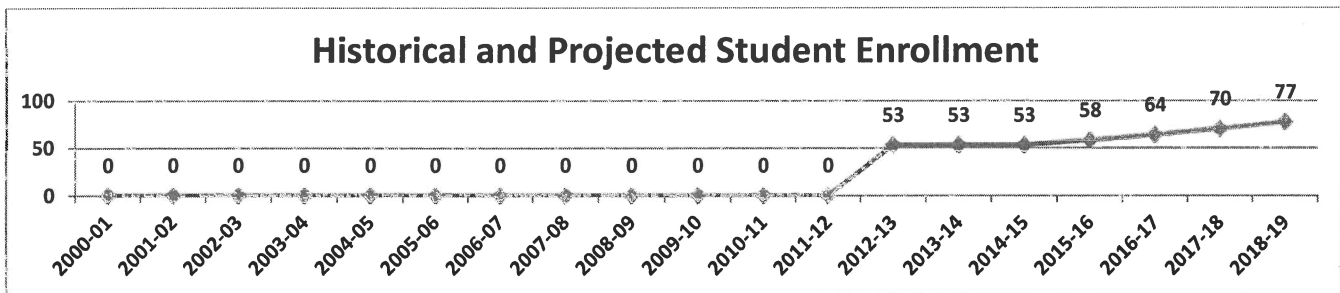
sarasotacountyschools.net

Year School Opened

2012

The district virtual school was legislatively mandated. The school district uses its own teachers to administer the program

Student Enrollment by Grade Level								
	2011-2012	2012-2013	2013-2014	2014-2015	2015-2016	2016-2017	2017-2018	2018-2019
PreKindergarten			0	0	0	0	0	0
Kindergarten		0	0	0	0	0	0	0
First		3	3	3	5	6	6	7
Second		2	2	2	3	3	4	4
Third		2	2	2	2	2	2	3
Fourth		5	5	5	2	2	2	3
Fifth		6	6	6	5	6	6	7
Sixth		10	10	10	6	7	7	8
Seventh		12	12	12	10	11	12	13
Eighth		13	13	13	12	13	15	16
Ninth		0	0	0	13	14	16	17
Tenth		0	0	0	0	0	0	0
Eleventh		0	0	0	0	0	0	0
Twelfth		0	0	0	0	0	0	0
Total by Grade	0	53	53	53	58	64	70	77
Students by Program funded through the Florida Education Finance Program								
Basic Education	0	49	46	23	25	28	31	34
E.S.O.L.		0	0	0	0	0	0	0
Students with Disabilities k-3		0	0	0	0	0	0	0
Students with Disabilities 4-8		3	2	1	1	1	1	2
Students with Disabilities 9-12		8	6	3	3	4	4	4
ESE Level 4			0	0	0	0	0	0
ESE Level 5			0	0	0	0	0	0
Career Education		0	0	0	0	0	0	0
Total Students by Program	0	60	54	27	30	33	36	40

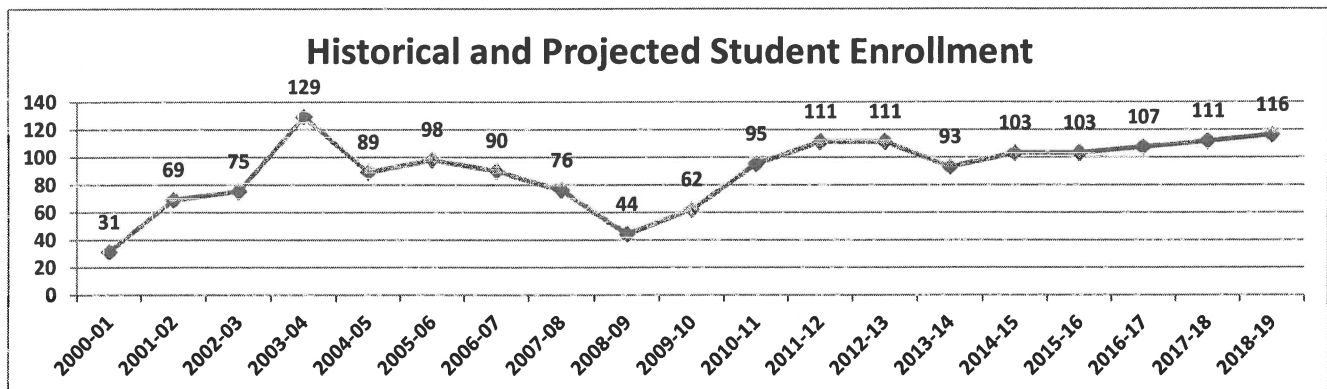


The School Board of Sarasota County, Florida
Student Enrollment for the Period 2013-2014 through 2018-2019

Historical Student enrollment by Grade level information (Based upon October of each school year)
T.R.I.A.D. - Alternative School

School Principal:	Ms. Margaret King	Year School Opened	1996
School Address:	4430 Beneva Road Sarasota, FL 34233	Contracted Program in School District Facility	
School Phone	(941) 361-6752	Free / Reduced Lunch Percentage	87.39%
School Web Site	Sarasota-YMCA.org/socialservices/TRIAD	Title One School	Yes

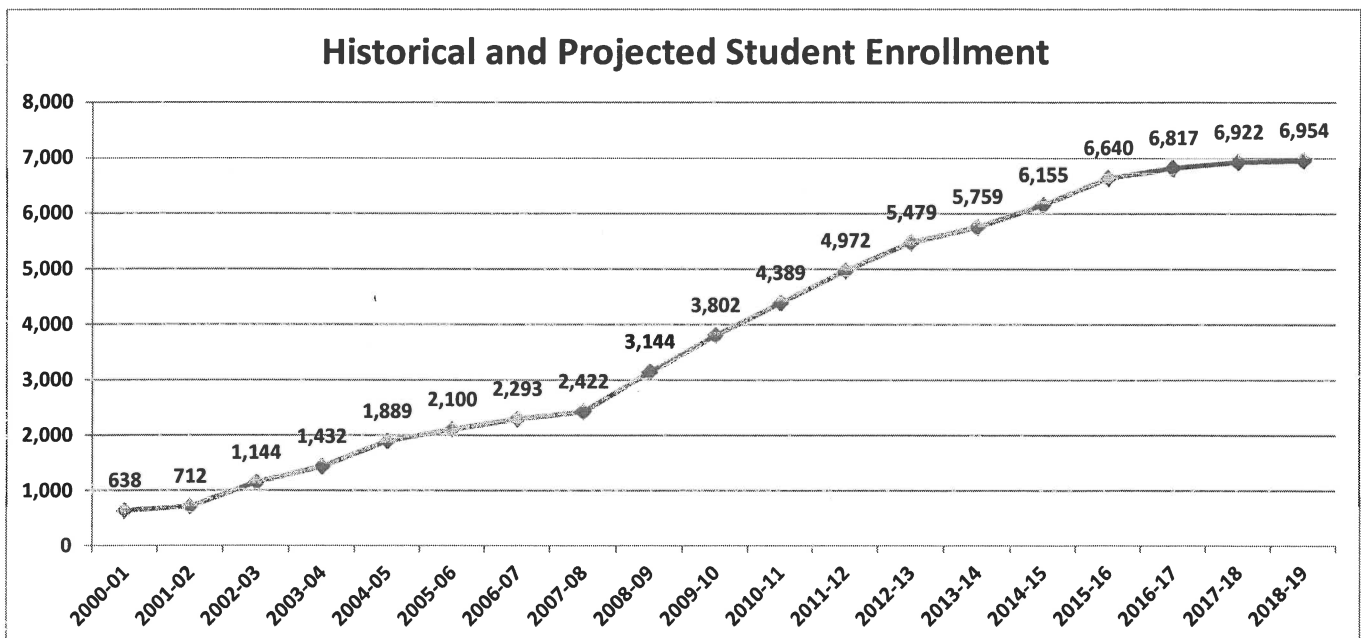
Student Enrollment by Grade Level								
Grade Level	2011-2012	2012-2013	2013-2014	2014-2015	2015-2016	2016-2017	2017-2018	2018-2019
Sixth	4	1	2	4	4	4	4	4
Seventh	13	15	11	9	9	9	10	10
Eighth	21	22	20	15	15	16	16	17
Ninth	37	31	27	37	37	38	40	42
Tenth	20	24	18	23	23	24	25	26
Eleventh	11	10	10	9	9	9	10	10
Twelfth	5	8	5	6	6	6	6	7
Total by Grade	111	111	93	103	103	107	111	116
Students by Program funded through the Florida Education Finance Program								
Basic Education	71	81	76	84	84	87	91	94
E.S.O.L.	1	1	0	0	0	1	1	1
Students with Disabilities k-3			0	0	0	0	0	0
Students with Disabilities 4-8	13	11	15	17	17	17	18	19
Students with Disabilities 9-12	27	22	16	18	18	19	20	20
ESE Level 4			0	0	0	0	0	0
ESE Level 5		1	0	0	0	0	0	0
Career Education			0	0	0	0	0	0
Total Students by Program	112	116	108	119	119	124	129	134



The School Board of Sarasota County, Florida
Student Enrollment for the Period 2013-2014 through 2018-2019

Historical Student enrollment by Grade level information (Based upon October of each school year)
Total of All Charter Schools

Student Enrollment by Grade Level								
Grade Level	2011-2012	2012-2013	2013-2014	2014-2015	2015-2016	2016-2017	2017-2018	2018-2019
PreKindergarten	88	57	58	61	61	62	64	65
Kindergarten	364	390	387	380	378	381	383	386
First	345	376	376	381	389	384	387	389
Second	298	333	353	376	386	385	380	383
Third	311	330	342	342	369	376	375	370
Fourth	257	328	341	338	342	353	360	359
Fifth	278	279	354	341	365	357	368	375
Sixth	793	755	752	993	1,091	1,014	1,055	1,066
Seventh	691	774	765	808	1,027	1,014	1,029	1,021
Eighth	594	676	774	810	820	1,026	973	996
Ninth	362	407	361	410	429	418	435	406
Tenth	224	376	369	321	393	407	396	413
Eleventh	215	220	336	321	302	370	386	375
Twelfth	152	178	191	273	287	270	332	351
Total by Grade	4,972	5,479	5,759	6,155	6,640	6,817	6,922	6,954
Students by Program funded through the Florida Education Finance Program								
Basic Education	4,138	4,504	4,668	5,068	5,337	5,374	5,420	5,425
E.S.O.L.	81	114	132	120	127	128	129	130
Students with Disabilities k-3	308	140	145	136	146	147	148	150
Students with Disabilities 4-8	469	489	583	567	604	607	609	612
Students with Disabilities 9-12	91	115	102	106	107	108	110	107
ESE Level 4	0	0	0	0	0	0	0	0
ESE Level 5	3	0	1	0	0	0	0	0
Career Education	14	14	41	43	43	43	44	43
Total Students by Program	5,104	5,376	5,672	6,039	6,364	6,408	6,460	6,467



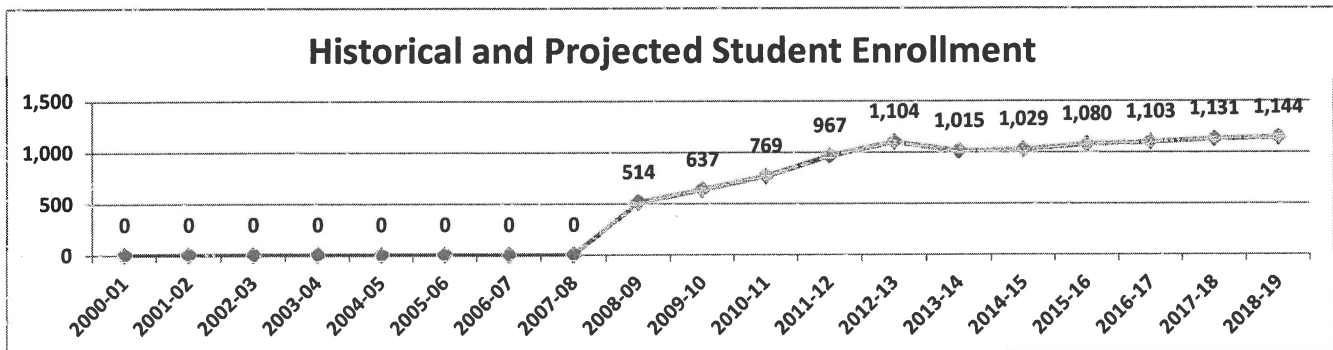
The School Board of Sarasota County, Florida
Student Enrollment for the Period 2013-2014 through 2018-2019

Historical Student enrollment by Grade level information (Based upon October of each school year)

Imagine Charter School at NorthPort

School Principal:	Mr. Steve Black	Year School Opened	2008
School Address:	1000 Innovation Ave. North Port FL 34289	Buildings are leased	
School Phone	(941) 426-2050	Free / Reduced Lunch Percentage	49.39%
School Web Site	imagineschoolatnorthport.com	Title One School	No

Student Enrollment by Grade Level								
	2011-2012	2012-2013	2013-2014	2014-2015	2015-2016	2016-2017	2017-2018	2018-2019
PreKindergarten			0	0	0	0	0	0
Kindergarten	86	88	76	86	81	81	81	81
First	86	88	82	87	86	81	81	81
Second	81	86	76	75	87	86	81	81
Third	83	90	78	76	75	87	86	81
Fourth	87	96	89	81	76	75	87	86
Fifth	95	96	92	88	81	76	75	87
Sixth	120	122	103	117	88	81	76	75
Seventh	116	120	109	100	117	88	81	76
Eighth	118	115	109	101	100	117	88	81
Ninth	95	104	60	68	111	100	117	88
Tenth		99	71	52	68	111	100	117
Eleventh		0	70	58	52	68	111	100
Twelfth		0	0	40	58	52	68	111
Total by Grade	967	1,104	1,015	1,029	1,080	1,103	1,131	1,144
Students by Program funded through the Florida Education Finance Program								
Basic Education	884	972	896	908	953	973	999	1,010
E.S.O.L.	24	22	27	21	24	24	25	25
Students with Disabilities k-3	21	19	28	21	24	25	25	26
Students with Disabilities 4-8	64	69	67	51	59	60	62	62
Students with Disabilities 9-12	14	18	0	0	0	0	0	0
ESE Level 4	0	0	0	0	0	0	0	0
ESE Level 5	0	0	1	0	0	0	0	0
Career Education	0	0	0	0	0	0	0	0
Total Students by Program	1,007	1,100	1,018	1,001	1,060	1,082	1,111	1,123



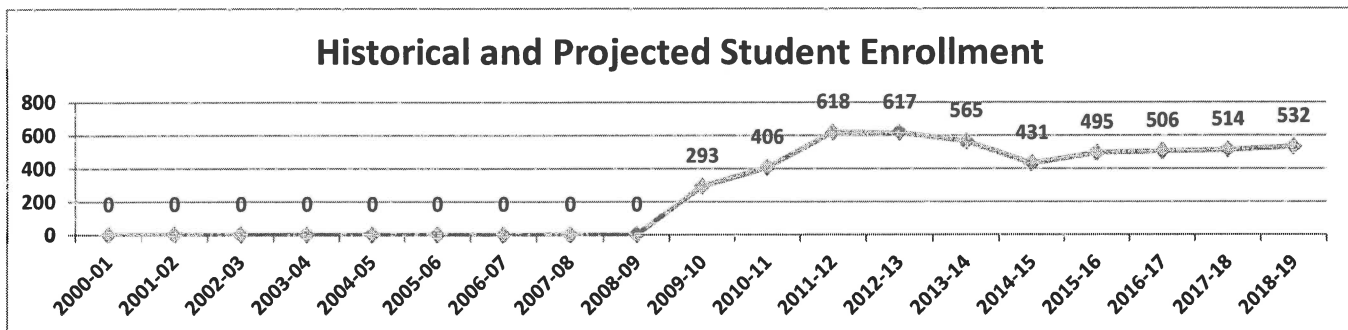
The School Board of Sarasota County, Florida
Student Enrollment for the Period 2013-2014 through 2018-2019

Historical Student enrollment by Grade level information (Based upon October of each school year)

Imagine Charter School at Palmer Ranch

School Principal:	Ms. Alisa Wright	Year School Opened	2009
School Address:	6220 McIntosh Road Sarasota, FL 34238	Buildings Leased	
School Phone	(941) 257-1124	Free / Reduced Lunch Percentage	45.65%
School Web Site	imagineschoolatpalmerranch.com	Title One School	No

Student Enrollment by Grade Level								
	2011-2012	2012-2013	2013-2014	2014-2015	2015-2016	2016-2017	2017-2018	2018-2019
PreKindergarten	61	37	38	41	41	42	44	45
Kindergarten	66	76	54	48	53	56	58	61
First	53	62	61	47	53	53	56	58
Second	50	52	47	48	53	53	53	56
Third	40	57	50	36	58	53	53	53
Fourth	42	38	41	39	46	58	53	53
Fifth	52	43	42	39	49	46	58	53
Sixth	99	75	67	49	44	49	46	58
Seventh	88	90	80	43	52	44	49	46
Eighth	67	87	85	41	46	52	44	49
Ninth								
Tenth								
Eleventh								
Twelfth								
Total by Grade	618	617	565	431	495	506	514	532
Students by Program funded through the Florida Education Finance Program								
Basic Education	449	448	401	306	351	359	364	377
E.S.O.L.	10	18	27	21	24	24	25	26
Students with Disabilities k-3	23	37	28	21	24	25	25	26
Students with Disabilities 4-8	69	71	67	51	59	60	61	63
Students with Disabilities 9-12	0	0	0	0	0	0	0	0
ESE Level 4	0	0	0	0	0	0	0	0
ESE Level 5	0	0	1	0	0	0	0	0
Career Education	0	0	0	0	0	0	0	0
Total Students by Program	551	574	523	398	458	468	475	492



The School Board of Sarasota County, Florida
Student Enrollment for the Period 2013-2014 through 2018-2019

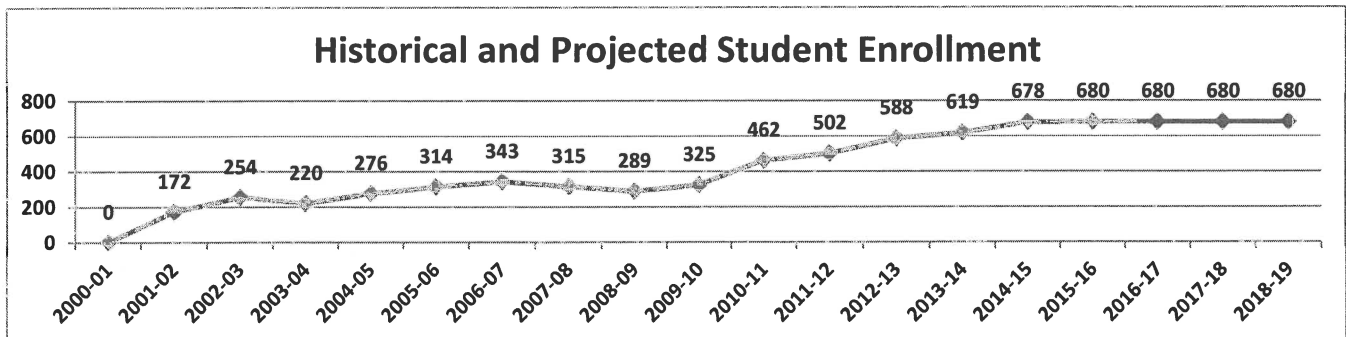
Historical Student enrollment by Grade level information (Based upon October of each school year)

Island Village Montessori School (Charter School)

School Principal:	Ms. Kym Elder	Year School Opened	2001
School Address:	2001 Pine Brook Road Venice, FL 34292	Buildings are owned by the charter school	
School Phone	(941) 484-4999	Free / Reduced Lunch Percentage	30.65%
School Web Site	islandvillage.org	Title One School	No

Student Enrollment by Grade Level								
Grade Level	2011-2012	2012-2013	2013-2014	2014-2015	2015-2016	2016-2017	2017-2018	2018-2019
PreKindergarten								
Kindergarten	81	90	109	102	92	92	92	92
First	82	96	80	106	102	102	102	102
Second	70	80	87	97	100	100	100	100
Third	70	77	74	84	90	90	90	90
Fourth	33	81	80	77	66	66	66	66
Fifth	47	37	80	84	66	66	66	66
Sixth	50	43	30	59	66	66	66	66
Seventh	35	44	38	28	59	59	59	59
Eighth	34	29	41	30	22	22	22	22
Ninth		11	0	11	17	17	17	17
Tenth				0	0	0	0	0
Eleventh				0	0	0	0	0
Twelfth								
Total by Grade	502	588	619	678	680	680	680	680

Students by Program funded through the Florida Education Finance Program								
Basic Education	425	523	549	601	603	603	603	603
E.S.O.L.	13	15	16	17	17	17	17	17
Students with Disabilities k-3	21	24	25	27	28	28	28	28
Students with Disabilities 4-8	30	26	29	32	32	32	32	32
Students with Disabilities 9-12		3	0	0	0	0	0	0
ESE Level 4			0	0	0	0	0	0
ESE Level 5			0	0	0	0	0	0
Career Education		0	0	0	0	0	0	0
Total Students by Program	489	591	619	678	680	680	680	680



The School Board of Sarasota County, Florida
Student Enrollment for the Period 2013-2014 through 2018-2019

Historical Student enrollment by Grade level information (Based upon October of each school year)

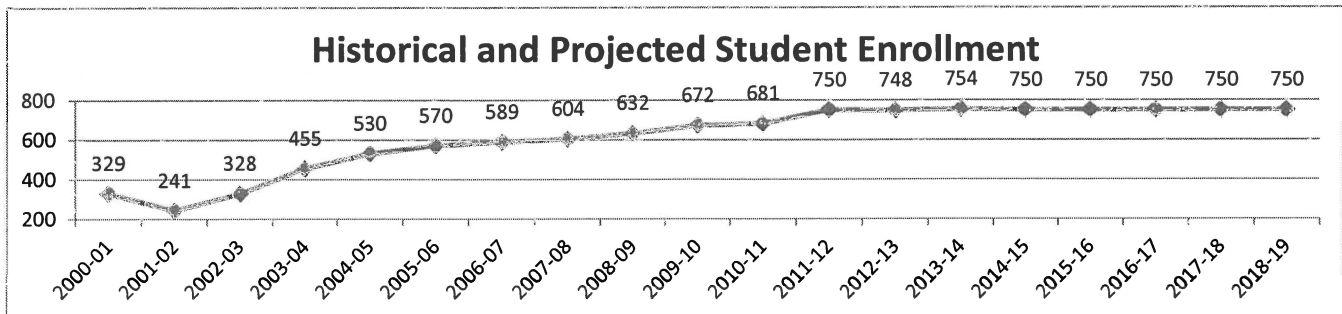
Sarasota School of Arts and Sciences - Charter School

School Principal:	Ms. Tara Tahmash - Newell	Year School Opened	1997
School Address:	645 Central Ave. Sarasota, FL 34236	Buildings are owned by the charter school	
School Phone	(941) 330-1855	Free / Reduced Lunch Percentage	38.94%
School Web Site	ssas.org	Title One School	No

Student Enrollment for the Period 2010-2011 through 2017-2018

Historical Student by enrollment by Grade level information (Based upon October of each school year)

Student Enrollment by Grade Level								
Grade Level	2011-2012	2012-2013	2013-2014	2014-2015	2015-2016	2016-2017	2017-2018	2018-2019
PreKindergarten								
Kindergarten								
First								
Second								
Third								
Fourth								
Fifth								
Sixth	255	251	253	250	250	250	250	250
Seventh	254	251	252	250	250	250	250	250
Eighth	241	246	249	250	250	250	250	250
Ninth								
Tenth								
Eleventh								
Twelfth								
Total by Grade	750	748	754	750	750	750	750	750
Students by Program funded through the Florida Education Finance Program								
Basic Education	597	610	590	587	587	587	587	587
E.S.O.L.	3	7	3	3	3	3	3	3
Students with Disabilities k-3						0	0	0
Students with Disabilities 4-8	149	132	161	160	160	160	160	160
Students with Disabilities 9-12	0		0	0	0	0	0	0
ESE Level 4			0	0	0	0	0	0
ESE Level 5						0	0	0
Career Education			0	0	0	0	0	0
Total Students by Program	749	749	753	749	749	749	749	749



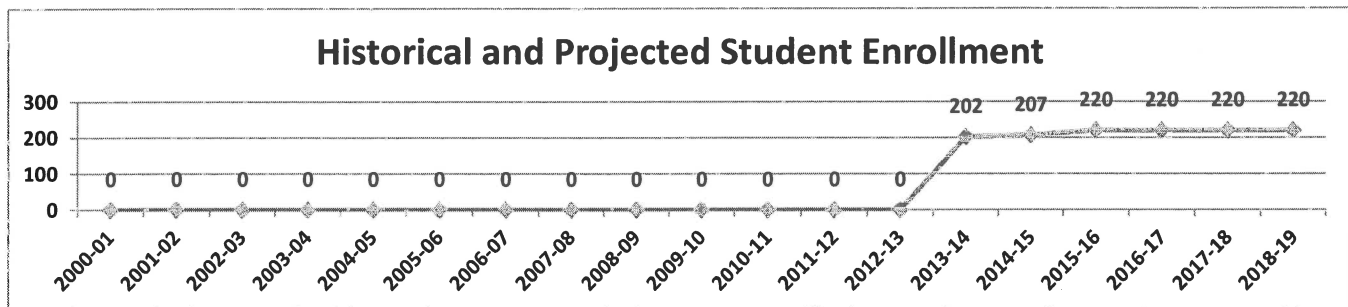
The School Board of Sarasota County, Florida
Student Enrollment for the Period 2013-2014 through 2018-2019

Historical Student enrollment by Grade level information (Based upon October of each school year)

Sarasota Academy of the Arts

School Principal:	Ms. Ceceilia Blankenship	Year School Opened	2013
School Address:	4466 Fruitville Rd. Sarasota, Florida 34232	Building Leased	
School Phone	941-377-2278	Free / Reduced Lunch Percentage	46.83
School Web Site	www.sarasotaacademyofthearts.com	Title One School	No

Student Enrollment by Grade Level								
	2011-2012	2012-2013	2013-2014	2014-2015	2015-2016	2016-2017	2017-2018	2018-2019
PreKindergarten			0	0	0	0	0	0
Kindergarten			20	18	20	20	20	20
First			18	18	18	18	18	18
Second			18	18	18	18	18	18
Third			16	17	18	18	18	18
Fourth			21	21	22	22	22	22
Fifth			33	23	40	40	40	40
Sixth			39	40	39	39	39	39
Seventh			18	34	22	22	22	22
Eighth			19	18	23	23	23	23
Ninth								
Tenth								
Eleventh								
Twelfth								
Total by Grade	0	0	202	207	220	220	220	220
Students by Program funded through the Florida Education Finance Program								
Basic Education			158	162	172	172	172	172
E.S.O.L.			4	4	4	4	4	4
Students with Disabilities k-3			12	12	13	13	13	13
Students with Disabilities 4-8			30	31	33	33	33	33
Students with Disabilities 9-12			0	0	0	0	0	0
ESE Level 4								
ESE Level 5								
Career Education								
Total Students by Program	0	0	203	209	222	222	222	222



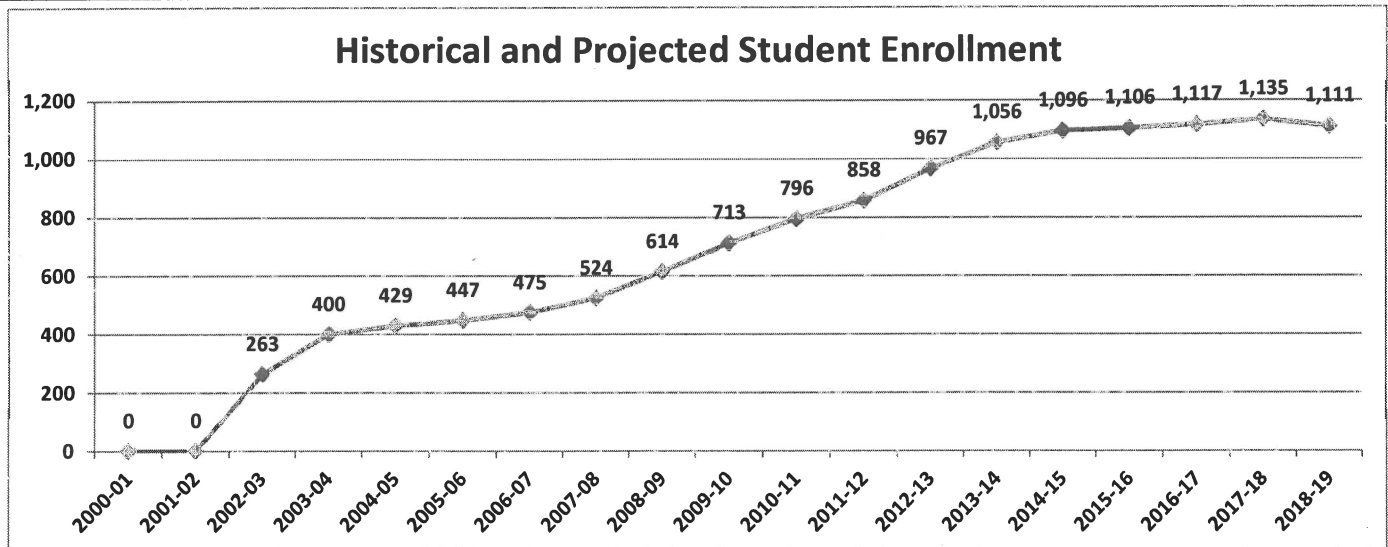
The School Board of Sarasota County, Florida
Student Enrollment for the Period 2013-2014 through 2018-2019

Historical Student enrollment by Grade level information (Based upon October of each school year)

Sarasota Military Charter School

School Principal:	Ms. Christine Bowman	Year School Opened	2002
School Address:	801 Orange Avenue Sarasota, FL 34236	Buildings and Property owned by charter	
School Phone	(941) 926-1701	Free / Reduced Lunch Percentage	29.06%
School Web Site	sarasotamilitaryacademy.com	Title One School	No

Student Enrollment by Grade Level								
Grade Level	2011-2012	2012-2013	2013-2014	2014-2015	2015-2016	2016-2017	2017-2018	2018-2019
Ninth	267	292	301	331	301	301	301	301
Tenth	224	277	298	269	325	296	296	296
Eleventh	215	220	266	263	250	302	275	275
Twelfth	152	178	191	233	229	218	264	240
Total by Grade	858	967	1,056	1,096	1,106	1,117	1,135	1,111
Students by Program funded through the Florida Education Finance Program								
Basic Education	748	815	853	885	893	902	917	897
E.S.O.L.	4	5	3	3	3	3	3	3
Students with Disabilities k-3	0	0	0	0	0	0	0	0
Students with Disabilities 4-8	0	0	0	0	0	0	0	0
Students with Disabilities 9-12	77	94	102	106	107	108	110	107
ESE Level 4	0	0	0	0	0	0	0	0
ESE Level 5	3	0	0	0	0	0	0	0
Career Education	14	14	41	43	43	43	44	43
Total Students by Program	846	928	999	1,037	1,046	1,057	1,074	1,051



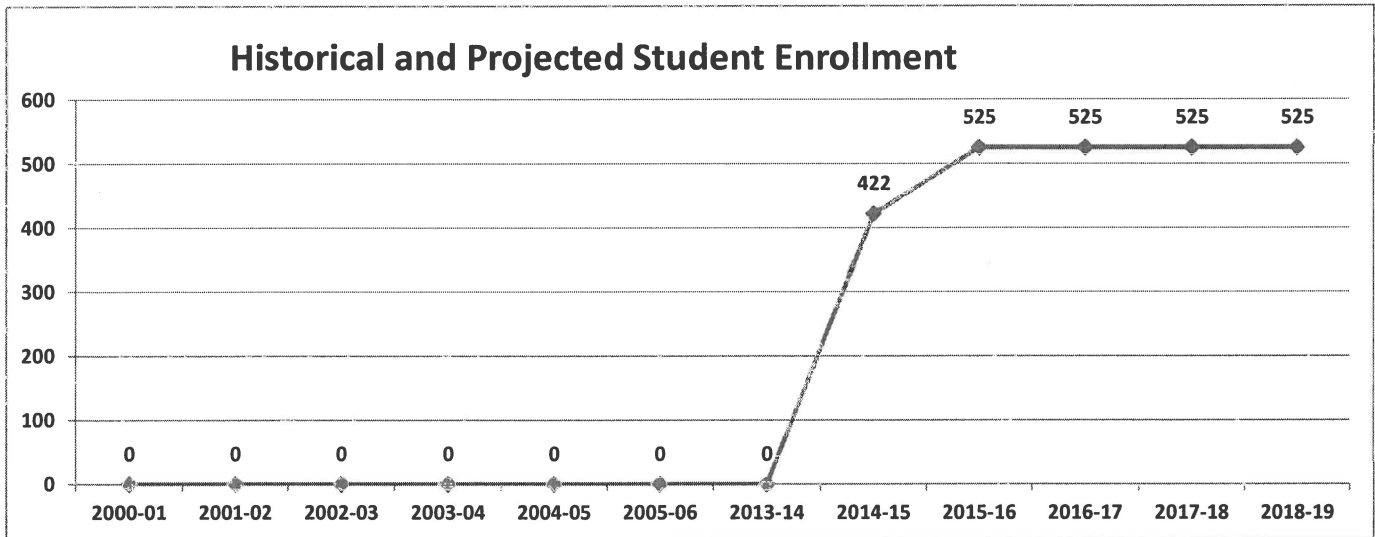
The School Board of Sarasota County, Florida
Student Enrollment for the Period 2013-2014 through 2018-2019

Historical Student enrollment by Grade level information (Based upon October of each school year)
Sarasota Military Academy Prep Charter School

School Principal:	Mr. Phillip Eddy	Year School Opened	2014
School Address:	3101 Bethel Lane Sarasota, Florida 34240	Buildings and Property Leased	
School Phone	941-877-7737	Free / Reduced Lunch Percentage	
School Web Site	smaprep.org	Title One School	No

Student Enrollment by Grade Level								
Grade Level	2011-2012	2012-2013	2013-2014	2014-2015	2015-2016	2016-2017	2017-2018	2018-2019
Sixth				209	208	151	175	175
Seventh				108	209	165	175	175
Eighth				105	108	209	175	175
Ninth								
Tenth								
Eleventh								
Twelfth								
Total by Grade	0	0	0	422	525	525	525	525

Students by Program funded through the Florida Education Finance Program								
Basic Education				400	498	498	498	498
E.S.O.L.				0	0	0	0	0
Students with Disabilities k-3				0	0	0	0	0
Students with Disabilities 4-8				25	31	31	31	31
Students with Disabilities 9-12				0	0	0	0	0
ESE Level 4				0	0	0	0	0
ESE Level 5				0	0	0	0	0
Career Education				0	0	0	0	0
Total Students by Program	0	0	0	425	529	529	529	529



The School Board of Sarasota County, Florida
Student Enrollment for the Period 2013-2014 through 2018-2019

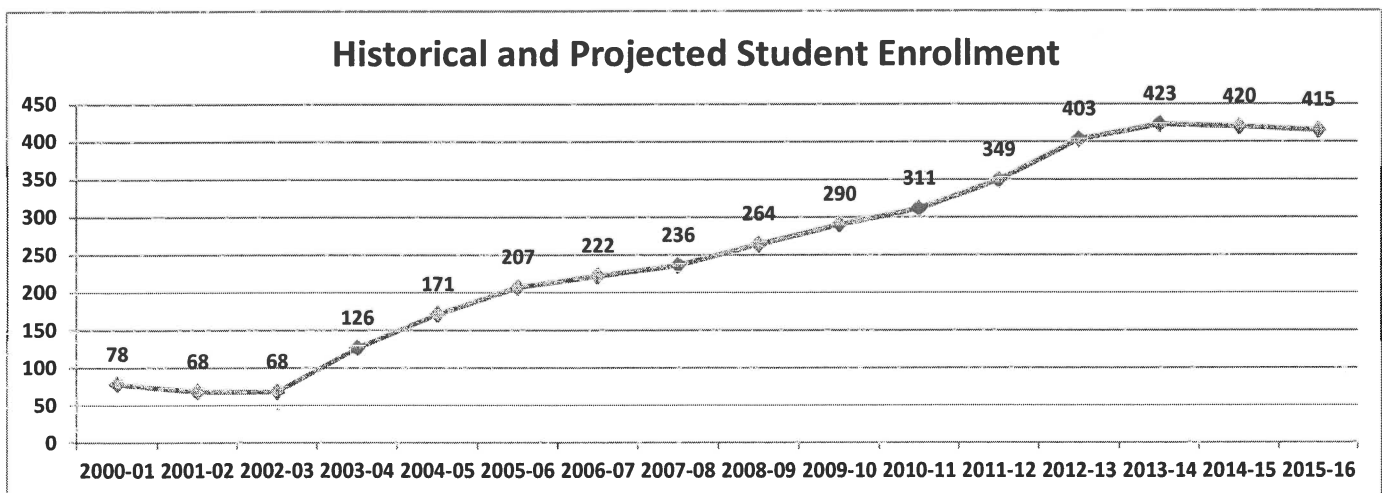
Historical Student enrollment by Grade level information (Based upon October of each school year)

Suncoast School for Innovative Study - Charter School

School Principal:	Mr. Stephen Evans	Year School Opened	1998
School Address:	845 S School Ave. Sarasota FL 34237	Buildings are leased and Owned	
School Phone	(941) 952-5277	Free / Reduced Lunch Percentage	78.02%
School Web Site	suncoastschool.org	Title One School	Yes

Student Enrollment by Grade Level								
Grade Level	2011-2012	2012-2013	2013-2014	2014-2015	2015-2016	2016-2017	2017-2018	2018-2019
PreKindergarten	27	20	20	20	20	20	20	20
Kindergarten	39	41	42	43	42	42	42	42
First	39	38	40	35	40	40	40	40
Second	26	36	38	47	38	38	38	38
Third	45	34	38	41	38	38	38	38
Fourth	33	44	44	34	44	44	44	44
Fifth	27	41	41	44	41	41	41	41
Sixth	48	54	56	53	48	48	48	48
Seventh	41	51	54	49	54	54	54	54
Eighth	24	44	50	54	50	50	50	50
Total by Grade	349	403	423	420	415	415	415	415

Students by Program funded through the Florida Education Finance Program								
Basic Education	262	279	295	293	289	289	289	289
E.S.O.L.	22	35	38	38	37	37	37	37
Students with Disabilities k-3	11	9	8	8	8	8	8	8
Students with Disabilities 4-8	31	56	64	64	63	63	63	63
Students with Disabilities 9-12			0	0	0	0	0	0
ESE Level 4			0	0	0	0	0	0
ESE Level 5			0	0	0	0	0	0
Career Education			0	0	0	0	0	0
Total Students by Program	326	379	405	402	397	397	397	397



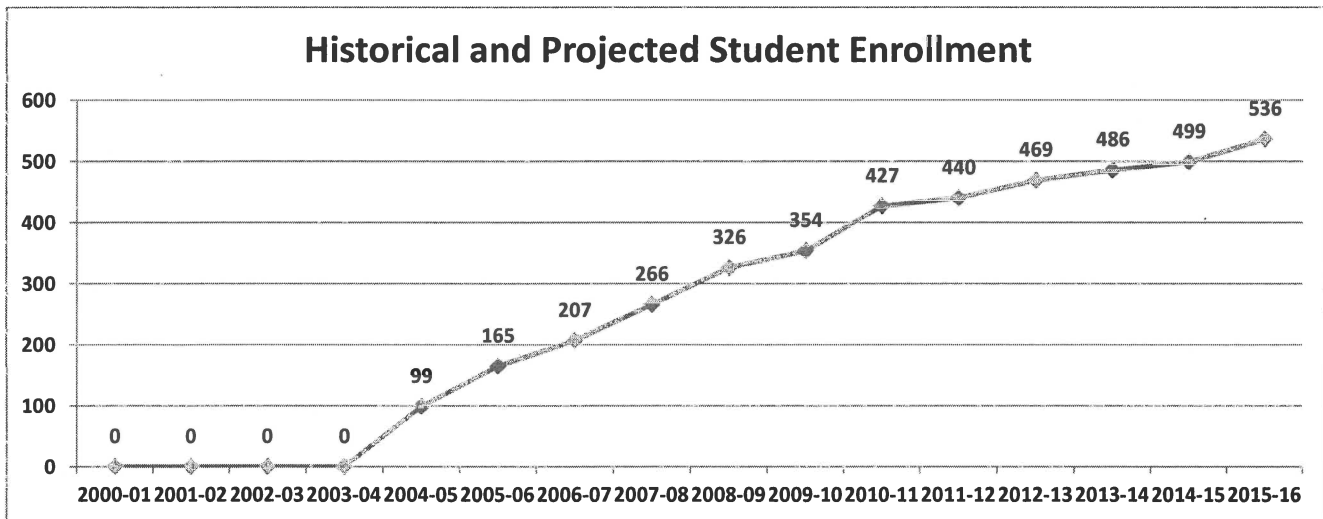
The School Board of Sarasota County, Florida
Student Enrollment for the Period 2013-2014 through 2018-2019

Historical Student enrollment by Grade level information (Based upon October of each school year)

Sarasota Suncoast Academy Charter School

School Principal:	Mr. Steve Crump	Year School Opened	2005
School Address:	8084 Hawkins Road Sarasota, FL 34241	Building is leased	
School Phone	(941) 924-4242	Free / Reduced Lunch Percentage	28.19%
School Web Site	sarasotacountyschools.net/suncoast	Title One School	No

Student Enrollment by Grade Level								
Grade Level	2011-2012	2012-2013	2013-2014	2014-2015	2015-2016	2016-2017	2017-2018	2018-2019
PreKindergarten								
Kindergarten	92	95	86	83	90	90	90	90
First	85	92	95	88	90	90	90	90
Second	71	79	87	91	90	90	90	90
Third	73	72	86	88	90	90	90	90
Fourth	62	69	66	86	88	88	88	88
Fifth	57	62	66	63	88	88	88	88
Sixth			0	0	0	0	0	0
Seventh			0	0	0	0	0	0
Eighth			0	0	0	0	0	0
Total by Grade	440	469	486	499	536	536	536	536
Students by Program funded through the Florida Education Finance Program								
Basic Education	380	378	404	414	445	445	445	445
E.S.O.L.	3	5	3	3	3	3	3	3
Students with Disabilities k-3	62	51	46	47	50	50	50	50
Students with Disabilities 4-8	31	34	36	36	39	39	39	39
Students with Disabilities 9-12			0	0	0	0	0	0
ESE Level 4			0	0	0	0	0	0
ESE Level 5			0	0	0	0	0	0
Career Education			0	0	0	0	0	0
Total Students by Program	476	468	488	501	538	538	538	538



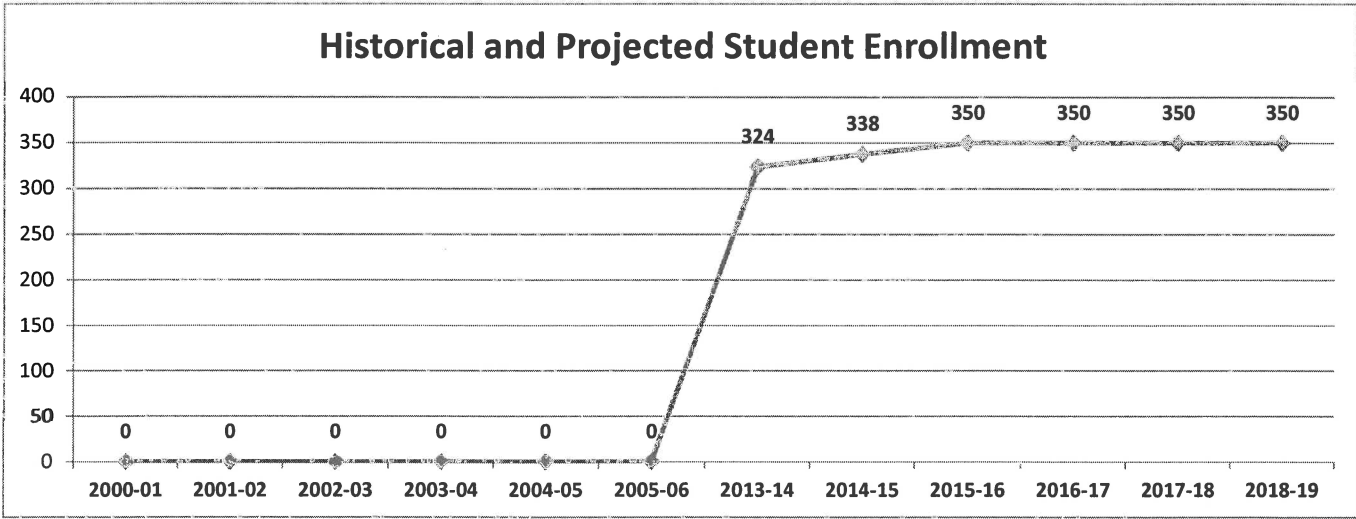
The School Board of Sarasota County, Florida
Student Enrollment for the Period 2013-2014 through 2018-2019

Historical Student enrollment by Grade level information (Based upon October of each school year)
Strength in Knowledge at the Englewood Y - Charter School

School Principal:		Year School Opened	2015
School Address:	701 Medical Blvd. Englewood, Florida 34223	Buildings are leased	
School Phone		Free / Reduced Lunch Percentage	
School Web Site		Title One School	No

Student Enrollment by Grade Level								
Grade Level	2011-2012	2012-2013	2013-2014	2014-2015	2015-2016	2016-2017	2017-2018	2018-2019
PreKindergarten								
Kindergarten								
First								
Second								
Third								
Fourth								
Fifth								
Sixth					118	100	125	125
Seventh					50	118	125	125
Eighth					0	82	100	125
Ninth								
Tenth								
Eleventh								
Twelfth								
Total by Grade	0	0	0	0	168	300	350	375

Students by Program funded through the Florida Education Finance Program								
Basic Education					160	286	333	357
E.S.O.L.					1	2	2	2
Students with Disabilities k-3								
Students with Disabilities 4-8					7	13	15	16
Students with Disabilities 9-12								
ESE Level 4								
ESE Level 5								
Career Education								
Total Students by Program	0	0	0	0	168	300	350	375



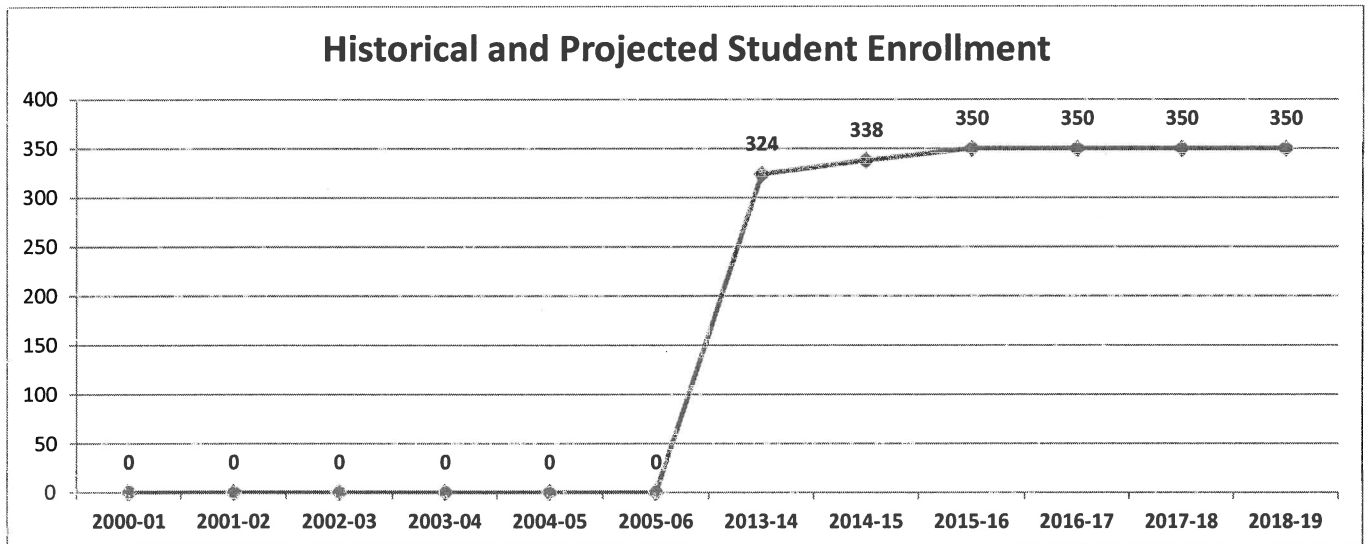
The School Board of Sarasota County, Florida
Student Enrollment for the Period 2013-2014 through 2018-2019

Historical Student enrollment by Grade level information (Based upon October of each school year)

Strength in Knowledge at the Venice Y - Charter School

School Principal:	Steve Smith	Year School Opened	2011
School Address:	701 Center Road Venice FL 34285	Buildings are leased	
School Phone	(941) 492-9622	Free / Reduced Lunch Percentage	25.24%
School Web Site	Sky at the Y	Title One School	No

Student Enrollment by Grade Level								
Grade Level	2011-2012	2012-2013	2013-2014	2014-2015	2015-2016	2016-2017	2017-2018	2018-2019
Sixth	118	113	102	135	128	128	128	128
Seventh	50	115	113	93	113	113	113	113
Eighth		46	109	110	109	109	109	109
Ninth								
Tenth								
Eleventh								
Twelfth								
Total by Grade	168	274	324	338	350	350	350	350
Students by Program funded through the Florida Education Finance Program								
Basic Education	143	236	279	291	301	301	301	301
E.S.O.L.	1	1	5	5	5	5	5	5
Students with Disabilities k-3		0	0	0	0	0	0	0
Students with Disabilities 4-8	23	35	64	58	64	64	64	64
Students with Disabilities 9-12	0	0	0	0	0	0	0	0
ESE Level 4	0	0	0	0	0	0	0	0
ESE Level 5	0	0	0	0	0	0	0	0
Career Education		0	0	0	0	0	0	0
Total Students by Program	167	272	349	354	371	371	371	371



The School Board of Sarasota County, Florida
Student Enrollment for the Period 2013-2014 through 2018-2019

Historical Student enrollment by Grade level information (Based upon October of each school year)

Student Leadership Academy - Charter School

School Principal:	Ms. Vickie Marble	Year School Opened	2004
School Address:	200 Field Ave East Venice FL 34293	Building is leased	
School Phone	(941) 485-5551	Free / Reduced Lunch Percentage	46.71%
School Web Site	studentleadershipacademy.org	Title One School	No

Student Enrollment by Grade Level								
Grade Level	2011-2012	2012-2013	2013-2014	2014-2015	2015-2016	2016-2017	2017-2018	2018-2019
Sixth	103	97	102	81	102	102	102	102
Seventh	107	103	101	103	101	101	101	101
Eighth	110	109	112	101	112	112	112	112
Ninth								
Tenth								
Eleventh								
Twelfth								
Total by Grade	320	309	315	285	315	315	315	315
Students by Program funded through the Florida Education Finance Program								
Basic Education	250	243	245	221	245	245	245	245
E.S.O.L.	1	6	5	5	5	5	5	5
Students with Disabilities k-3	170		0	0	0	0	0	0
Students with Disabilities 4-8	72	66	64	58	64	64	64	64
Students with Disabilities 9-12		0	0	0	0	0	0	0
ESE Level 4		0	0	0	0	0	0	0
ESE Level 5			0	0	0	0	0	0
Career Education			0	0	0	0	0	0
Total Students by Program	493	315	315	285	315	315	315	315

